



HAL
open science

LMI-Based Reset Unknown Input Observer for State Estimation of Linear Uncertain Systems

Iman Hosseini, Alireza Khayatian, Paknoush Karimaghaee, Mirko Fiacchini,
Miguel Angel Davó

► **To cite this version:**

Iman Hosseini, Alireza Khayatian, Paknoush Karimaghaee, Mirko Fiacchini, Miguel Angel Davó. LMI-Based Reset Unknown Input Observer for State Estimation of Linear Uncertain Systems. IET Control Theory and Applications, 2019, 10.1049/iet-cta.2018.5777 . hal-02380015

HAL Id: hal-02380015

<https://hal.univ-grenoble-alpes.fr/hal-02380015>

Submitted on 26 Nov 2019

HAL is a multi-disciplinary open access archive for the deposit and dissemination of scientific research documents, whether they are published or not. The documents may come from teaching and research institutions in France or abroad, or from public or private research centers.

L'archive ouverte pluridisciplinaire **HAL**, est destinée au dépôt et à la diffusion de documents scientifiques de niveau recherche, publiés ou non, émanant des établissements d'enseignement et de recherche français ou étrangers, des laboratoires publics ou privés.

LMI-Based Reset Unknown Input Observer for State Estimation of Linear Uncertain Systems

Iman Hosseini, Alireza Khayatian, Paknoush Karimaghaee, Mirko Fiacchini,
Miguel Davó

► **To cite this version:**

Iman Hosseini, Alireza Khayatian, Paknoush Karimaghaee, Mirko Fiacchini, Miguel Davó. LMI-Based Reset Unknown Input Observer for State Estimation of Linear Uncertain Systems. IET Control Theory and Applications, Institution of Engineering and Technology, 2019, 10.1049/iet-cta.2018.5777 . hal-02380015

HAL Id: hal-02380015

<http://hal.univ-grenoble-alpes.fr/hal-02380015>

Submitted on 26 Nov 2019

HAL is a multi-disciplinary open access archive for the deposit and dissemination of scientific research documents, whether they are published or not. The documents may come from teaching and research institutions in France or abroad, or from public or private research centers.

L'archive ouverte pluridisciplinaire **HAL**, est destinée au dépôt et à la diffusion de documents scientifiques de niveau recherche, publiés ou non, émanant des établissements d'enseignement et de recherche français ou étrangers, des laboratoires publics ou privés.

LMI-Based Reset Unknown Input Observer for State Estimation of Linear Uncertain Systems

 ISSN 1751-8644
 doi: 0000000000
 www.ietdl.org

Iman Hosseini¹, Alireza Khayatian^{1*}, Paknoush Karimaghaee¹, Mirko Fiacchini², Miguel Angel Davo²

¹ Department of Electrical Engineering, Shiraz University, Shiraz, Iran

² Univ. Grenoble Alpes, CNRS, GIPSA-lab, 38000, Grenoble, France

* E-mail: khayatia@shirazu.ac.ir

Abstract: This paper proposes a novel kind of Unknown Input Observer (UIO) called Reset Unknown Input Observer (R-UIO) for state estimation of **Linear Time Invariant (LTI) systems** in the presence of disturbance using Linear Matrix Inequality (LMI) techniques. In R-UIO, the states of the observer are reset to the after-reset value based on an appropriate reset law in order to decrease the L_2 norm and settling time of estimation error. It is shown that the application of reset theory to the UIOs in **the LTI systems** can significantly improve the transient response of the observer. Moreover, the devised approach can be applied to both SISO and MIMO systems. Furthermore, the stability and convergence analysis of the devised R-UIO is addressed. Finally, the efficiency of the proposed method is demonstrated by simulation results.

1 Introduction

The art of unknown input observer design for state estimation of systems with unknown inputs have attracted many attentions in the past decades. The problem of design a full-order observer for linear systems subject to unknown inputs has been investigated in [1] and [2]. Besides, some research on the reduced order types can be found in [3–6]. The existence of a UIO is investigated in [2–5, 7–9], and the necessary and sufficient conditions are presented. Reduced order UIO can be designed using a systematic procedure. In this procedure, the state vector is partitioned into two parts using a linear transformation. Unknown Input directly affects one part and has to be measured completely and the reduced order UIO, which is decoupled from the input, is used to estimate the other part [10]. The practical systems include unknown inputs such as the parameter perturbation [11], actuator faults and external disturbance [12] wherein the industrial process all can be viewed as UIs. Therefore, the discussions on UIO design are very important in both theory and applications, especially in the fields of observer-based control [13, 14]. The performance of the UIOs in the presence of uncertainty and disturbance are outstanding [15–17]. Therefore, researchers have developed many different kinds of UIO. In [18] Linear Matrix Inequalities are used to design a full-order nonlinear UIO for a class of nonlinear Lipschitz systems with unknown input. Moreover, a reduced order UIO for one-sided nonlinear Lipschitz system is proposed in [19]. Considering uncertainties in the model, a robust UIO for fault detection using linear parameter varying model is investigated in [20].

On the other hand, several control strategies are developed for dynamical systems in the past decades. However, most of them suffer from having oscillatory transient responses [21–23]. In order to mitigate this issue and overcome the fundamental limitations of linear controllers, the idea of reset control theory, in which a reset mechanism on the states of the controller is introduced, can be utilized. The idea of reset control originates from the Clegg Integrator (CI) which is aimed at overcoming the disadvantages of the traditional integrators. The state of CI is reset to zero when the input crosses zero [24]. This idea is extended to the first order element and the First Order Reset Element (FORE) is developed [25]. However, answering the basic questions about well-posedness and stability has been the main problem in further developments of the reset control, for several years. In the late 1990s, the works of Chait, Hollot et al. initiated

a new session in reset control theory and gave a significant improvement in the field. They used the state space representation rather than transfer functions and started to answer such questions [26]. Since then on, this field has been an appealing research field and a number of international research groups have been working actively in this area and it turns to an attractive control design method with a significant potential for practical applications [27–31]. The stability problem and performance issue of the reset control systems is addressed in [32–36]. Based on the well-posedness of reset instants, the necessary and sufficient conditions for existence and uniqueness of solutions is developed in [37]. The problem of the global exponential stability of reset systems is discussed in [38]. A piecewise quadratic Lyapunov function is used in [39] to deal with the stability of the reset control systems with uncertain outputs. In [40], a linear uncertain system with uncertain nonlinear terms is considered and a robust reset control law is designed but the stability at reset instances is not discussed. It is worth mentioning that all of the aforementioned systems can be viewed as nonlinear systems with the Lipschitz nonlinear term. In [41] and [42], systems with saturations and nested saturations are considered and quadratic and exponential stability are investigated in them respectively.

In the same way, a reset observer can be designed by applying reset mechanism into a traditional observer. A reset observer is a nonlinear observer consisting of a base observer and a reset law that resets the states of the observer when some predefined reset conditions are satisfied. The application of reset observers was first proposed in [43], in which a new type of adaptive observer is proposed. The designed observer is called Reset Adaptive Observer. In this observer, the integral term has been substituted by a reset element. In [44], an optimal reset adaptive observer is designed, in which the observer parameters are chosen by solving an optimization problem. In this observation scheme, the reset conditions are zero crossing and sector condition. Furthermore, reset observers have been improved and extended to nonlinear systems, Multi Input Multi Output systems, and time-varying delayed systems [45, 46]. Besides, an adaptive reset observer method is proposed in [47] and a reset observer based on the delay-dependent approach is developed in [48]. A single Lyapunov function is considered for stability analysis because the closed-loop error dynamics is hybrid, the Lyapunov function in both flow set and jump set should be decreasing. Note that this approach is very conservative. For obtaining less conservative results, piecewise Lyapunov functions are used, in this approach,

each Lyapunov function is only needed to be decreasing in a region of the state space. As a result, less conservative stability analysis results are obtained. In [48] a Proportional-Integral observer is used and reset strategy is applied to the observer for fault detection purposes. The conventional reset law (zero crossing) and after reset value (jump to zero) is used and the results demonstrate that the fault estimation and the residual convergence to zero can be strikingly improved.

In this paper, reset strategy is extended to the UIO and a novel sort of UIOs called Reset UIO is proposed. A suitable after-reset value along with a proper jump sector is obtained using LMI approach. Furthermore, the stability analysis for the reset error dynamics is given. A R-UIO is designed in two steps wherein the first step, for our main purpose we characterize the case assuming that all the system states are available. Then, the reset law is designed by LMI and the parameters are obtained. In the second case, it is assumed that only the outputs are available but the bounds on the estimation errors are known and the R-UIO is designed. It has been shown that exploiting the reset mechanism in the UIO can improve the performance of the observer.

The remainder of the paper is organized as follows: in Section 2, conventional approach of designing the base UIO is investigated. In Section 3, the reset UIO in the ideal case is designed first and then the non-ideal case is presented and stability analysis is provided. In Section 4, simulation results are displayed to validate the performance of the proposed observation strategy. Finally, the concluding remarks are provided in Section 5.

2 Conventional UIO (C-UIO)

Consider the system:

$$\begin{cases} \dot{x} &= Ax + Bu + Dv \\ y &= Cx \end{cases} \quad (1)$$

where $x \in \mathbb{R}^n$, $u \in \mathbb{R}^q$, $v \in \mathbb{R}^m$ and $y \in \mathbb{R}^p$ are the state vector, known input vector, unknown input vector and output of the system respectively. A, B, C and D are known matrices with appropriate dimension. Without loss of generality, it is assumed that D is of full column rank [8].

For the state estimation of the aforementioned system a full-order C-UIO can be defined as

$$\begin{cases} \dot{Z} &= NZ + Gu + Ly \\ \hat{x} &= Z - Ey \end{cases} \quad (2)$$

where $Z \in \mathbb{R}^n$ is the state of this full-order observer, $\hat{x} \in \mathbb{R}^n$ is the estimated state vector and N, G, L, E are design matrices for unknown input decoupling goal and other required performances. The parameters of the C-UIO can be obtained using [18]:

$$\begin{cases} N &= MA - KC \\ G &= MB \\ L &= K(I + CE) - MAE \\ M &= I + EC \\ MD &= 0 \end{cases} \quad (3)$$

It is assumed that $\text{rank}(CD) = \text{rank}(D)$ and the pair (C, MA) is detectable. Using the last equation in (3), E can be obtained as

$$E = -D(CD)^+ + Y(I - (CD)(CD)^+)$$

in which, $(CD)^+$ is defined as $(CD)^+ = ((CD)^T(CD))^{-1}(CD)^T$ and Y is a free tunable parameter that can be used to improve the performance, and K is a chosen such that N is Hurwitz [8].

Defining the estimation error as

$$e = \hat{x} - x$$

the continuous error dynamics can be obtained as

$$\dot{e} = \hat{x} - \dot{x} = Ne$$

The above error dynamics indicates that the estimation error converges asymptotically to zero and thus $\hat{x} \rightarrow x$.

In the next section, the reset theory is used to introduce a nonlinear observer which can reduce the L_2 norm and settling time of the estimation error.

3 Reset UIO (R-UIO)

In this section, R-UIO which is a novel kind of UIO is proposed to estimate the states more rapidly and accurately. The design steps are divided into two cases. In the first case which is called R-UIO with full-state measurement (or ideal case), it is assumed that all the system states can be measured. Then, this case is extended to the second approach named R-UIO with partial state measurement (or non-ideal case) in which only the outputs are available.

3.1 R-UIO with full-state measurement

In this part reset action is added to the C-UIO to improve the performance of the observer. Thus, the R-UIO can be formulated as

$$\begin{cases} \dot{Z} &= NZ + Gu + Ly \\ \hat{x} &= Z - Ey \\ \dot{y} &= C\hat{x} \end{cases} \text{ if } e \in \mathcal{F}$$

$$\begin{cases} Z^+ &= (M - A_R EC)Z - (I - A_R)MEy \\ \hat{x}^+ &= Z^+ - Ey \end{cases} \text{ if } e \in \mathcal{J} \quad (4)$$

in which A_R is the after reset matrix, $\mathcal{F} = \{e \in \mathbb{R}^n | e^T F e \geq 0\}$ is the flow set and $\mathcal{J} = \{e \in \mathbb{R}^n | e^T F e \leq 0\}$ is the jump set and as soon as $e \in \mathcal{J}$ jump will happen. It's worth noting that F and A_R will be obtained by solving some inequalities. Note that in the defined R-UIO, it is assumed that all the system states are required to define the jump set. This assumption is just used for this step to obtain the design parameters which will be used later.

For the discrete error dynamics one has

$$\begin{aligned} e^+ &= \hat{x}^+ - x \\ &= Z^+ - Ey - x = Z^+ - (I + EC)x \end{aligned} \quad (5)$$

substituting Z^+ from (4) results in

$$e^+ = (M - A_R EC)Z - (I - A_R)MECx - (I + EC)x \quad (6)$$

using $Z = \hat{x} + ECx$ implies that

$$\begin{aligned} e^+ &= M(\hat{x} + ECx) - A_R EC(\hat{x} + ECx) \\ &\quad - MECx + A_R MECx - Mx \end{aligned} \quad (7)$$

simplifying the equation leads to

$$e^+ = Me - A_R EC\hat{x} + A_R ECx \quad (8)$$

adding and subtracting $A_R e$, e^+ can be obtained as

$$\begin{aligned} e^+ &= Me - A_R (I + EC)e + A_R e \\ &= (A_R - A_R M + M)e. \end{aligned} \quad (9)$$

Therefore, defining $H = A_R - A_R M + M$, the error dynamics can be written as

$$\begin{cases} \dot{e} = Ne & \text{if } e \in \mathcal{F} \\ e^+ = He & \text{if } e \in \mathcal{J} \end{cases} \quad (10)$$

Based on reset error dynamics the following theorem on the convergence of R-UIO can be stated:

Theorem 1. For the system (1), if there exists symmetric matrices $P > 0, F$ and matrix Q and constants $\lambda_f, \tau_f, \tau_j, \tau_w > 0$ and $0 < \lambda_j \leq 1$ such that

$$N^T P + PN + \lambda_f P + \tau_f F < 0 \quad (11a)$$

$$\begin{bmatrix} \lambda_j P + \tau_j F & (Q - QM + PM)^T \\ Q - QM + PM & P \end{bmatrix} \geq 0 \quad (11b)$$

$$H^T F H + \tau_w F > 0 \quad (11c)$$

the error dynamics is well-posed and the R-UIO given by (4) makes the error converges to zero asymptotically for any initial condition.

Proof:

To prove the quadratic stability, consider the following Lyapunov function:

$$V(e) = e^T P e \quad (12)$$

where $P = P^T > 0$. The error dynamics (10) is stable asymptotically if:

$$\begin{cases} \dot{V}(e) < -\lambda_f V(e) & \text{if } e^T F e \geq 0 \\ V(e^+) \leq \lambda_j V(e) & \text{if } e^T F e \leq 0. \end{cases} \quad (13)$$

The continuous error dynamics inequality in (13) can be rewritten as

$$\begin{aligned} \dot{e}^T P e + e^T P \dot{e} &< -\lambda_f e^T P e \\ (Ne)^T P e + e^T P (Ne) &< -\lambda_f e^T P e \\ e^T (N^T P + PN + \lambda_f P) e &< 0 \end{aligned} \quad (14)$$

if $e^T F e \geq 0$ holds. Using the S-procedure and taking $e^T F e \geq 0$ into account results in

$$N^T P + PN + \lambda_f P + \tau_f F < 0, \quad \tau_f \geq 0 \quad (15)$$

Similarly for the discrete error dynamics it is stated that

$$\begin{aligned} V(e^+) - \lambda_j V(e) &\leq 0 \\ (He)^T P (He) - \lambda_j e^T P e &\leq 0 \\ e^T (H^T P H - \lambda_j P) e &\leq 0 \\ H^T P H - \lambda_j P &\leq 0 \end{aligned} \quad (16)$$

when $e^T F e \leq 0$ is satisfied, and with the aid of S-procedure the condition $e^T F e \leq 0$ can be added to (16) as

$$H^T P H - \lambda_j P - \tau_j F \leq 0 \quad (17)$$

Using the Schur complement lemma the inequality (17) can be rewritten as

$$\begin{bmatrix} \lambda_j P + \tau_j F & H^T \\ H & P^{-1} \end{bmatrix} \geq 0 \quad (18)$$

pre and post multiplying (18) by

$$\begin{bmatrix} I & 0 \\ 0 & P \end{bmatrix}$$

results in

$$\begin{bmatrix} \lambda_j P + \tau_j F & H^T P \\ P H & P \end{bmatrix} \geq 0. \quad (19)$$

Replacing H in the (19) results in

$$\begin{bmatrix} \lambda_j P + \tau_j F & A_R^T P - M^T A_R^T P + M^T P \\ P A_R - P A_R M + P M & P \end{bmatrix} \geq 0 \quad (20)$$

The inequality (20) is not linear since it contains multiplication of unknown parameters P and A_R . Therefore, using the variable change $Q = P A_R$, one gets

$$\begin{bmatrix} \lambda_j P + \tau_j F & (Q - QM + PM)^T \\ Q - QM + PM & P \end{bmatrix} \geq 0 \quad (21)$$

Moreover, for the well-posedness of the system it is required that after a jump, the error trajectory jumps out of the jump set i.e:

$$(e^+)^T F (e^+) > 0 \quad \text{if } e^T F e \leq 0 \quad (22)$$

thus, using S-procedure

$$H^T F H + \tau_w F > 0 \quad (23)$$

must holds and this completes the proof. ■

Remark 1. It's worth mentioning that the inequality (23) is checked a posteriori, in practice. It means that as H and F are obtained previously in (11a) and (11b), if there is τ_w such that the inequality (23) holds then the system is well-posed and in this case, the reset will be applied to the system.

As it has been mentioned before, the ideal case is considered to design the matrices F , P and A_R . It means that if all the states are available the mentioned matrices can be obtained by solving the LMIs (11a) and (11b). But the problem with the designed R-UIO in (4) is that the flow and jump sets depend on the estimation error e which is not available in general. Moreover, in this observer, the inequality (23) should be checked a posteriori and it may not be satisfied in some cases.

3.2 R-UIO with partial state measurement

So far it has been assumed that all the states can be measured to design the reset law parameters. Although the estimation errors are available, this is not the case since only some of them can be measured in practice and an observer is designed to estimate the unmeasured states. The problem in the ideal case formulation is that the error is used to decide whether jump happens or not ($e^T F e \leq 0$), but it is not available in general. To cope with this problem assume that error bounds are available instead of the exact error and use these bounds to decide about jump instants.

Assumption 1. Suppose that a polytope $S \subset \mathbb{R}^n$ is known such that $e(t_0) \in S$. Denote with e_{v_i} its vertices and $i = 1, \dots, N_v$ where N_v is the number of vertices.

Remark 2. Assumption 1 could be relaxed to just suppose to know a bound on $e(0)$. In fact, if a general non-polytopic boundary set is known (for instance, a bound on the norm) then it is possible to find a polytope including the boundary set.

Note that Assumption 1 implies that $e(0)$ is the convex combination of e_{v_i} , i.e. $\exists \alpha_{v_i} \geq 0$ such that $e(0) = \sum_i \alpha_{v_i} e_{v_i}$ and $\sum_i \alpha_{v_i} = 1$. Remember that from Assumption 1 it is supposed that the vertices of the bounding set containing the $e(0)$ are known. Given a vertex as the initial condition and the set of reset instants then this provides a trajectory which we call $e_{v_i}(t)$. Our objective is to give a criterion such that

1. $e(t) \subseteq \text{conv}\{e_{v_i}(t)\}$ for $t \in \mathbb{R}^+$ and
2. All the trajectories $e_{v_i}(t)$ are bounded and converge to 0.

Thus, the convergence of them results in the convergence of the real error. Therefore, it is necessary to design an appropriate reset law such that the stability of observer is guaranteed.

For example, suppose that only one of the states is not available but the error bounds are known, let's say the estimation error of this state is in the interval $[e_{v_1}, e_{v_2}]$. Starting from the vertices e_{v_1} and e_{v_2} results in two error trajectories $e_{v_1}(t)$ and $e_{v_2}(t)$ (dash-lines in Figure 1). Suppose that jump happens at t_2 , at this moment although the trajectory $e_{v_2}(t)$ is inside the jump sector, the trajectory $e_{v_1}(t)$ is outside and in this case stability is not guaranteed.

On the other hand, suppose that the jump set is $\mathcal{J} = \{e \in \mathbb{R}^n | e^T F e \leq 0\}$ and reset will happen when $e_{v_1}, e_{v_2} \in \mathcal{J}$. This means that both error trajectories should be inside the jump sector, and jump happens at t_1 . Even in this case, the convergence of $e(t)$ might not be satisfied. Since the behavior of the $e_{v_2}(t)$ while flowing in the jump set in the interval $t_1 - t_2$ is not known and if the reset happens in a wrong moment it may destabilize the system.

An example is given to demonstrate the importance of choosing the right jump moment even if there is only one single vertex and all the states are measured.

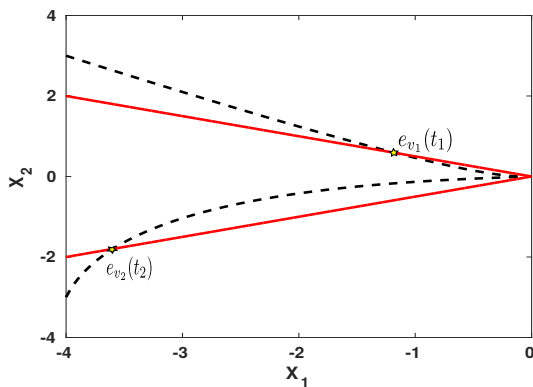


Fig. 1: boundary trajectories and jump sector

Illustrative example: Consider the second order reset system given by

$$\begin{cases} \dot{e} &= Ne & \text{if } e \in \mathcal{F} \\ e^+ &= He & \text{if } e \in \mathcal{J} \\ e(0) &= [-15, 10]^T \end{cases} \quad (24)$$

in which

$$N = \begin{bmatrix} -0.1 & 1 \\ -1 & -0.1 \end{bmatrix}, H = \begin{bmatrix} 0 & 0.4 \\ -2 & 0 \end{bmatrix}, F = \begin{bmatrix} 0 & 1 \\ 1 & 0 \end{bmatrix}$$

and $\mathcal{F} = \{e \in \mathbb{R}^n | e^T F e \leq 0\}$, $\mathcal{J} = \{e \in \mathbb{R}^n | e^T F e \geq 0\}$. In this example, the error trajectory starts from the initial condition and the wrong jump happens when the trajectory is inside the jump sector and $|e_2| = 0$. In Figure 2 the phase portrait and the Lyapunov function $V = e^T P e$ with $P = \begin{bmatrix} 1.3296 & 0 \\ 0 & 0.2924 \end{bmatrix}$ of the system demonstrate that a wrong jump instant in the jump set can destabilize the system. Therefore, it's very important to choose the jump moment carefully. It is worth mentioning that since the initial condition is known there is just one vertex corresponding to this initial condition and consequently there is just one error trajectory.

An additional constraint is needed to overcome the aforementioned problem to guarantee the asymptotic stability of the error dynamics. The next Theorem addresses this issue.

Theorem 2. Consider the reset system

$$\begin{cases} \dot{e}(t) &= Ne(t) & \text{if } t \notin T_R \\ e(t^+) &= He(t) & \text{if } t \in T_R \end{cases} \quad (25)$$

in which

$$T_R \in \{\{t_k\}_{k=0}^{\mathcal{N}} : t_k > t_{k-1}, \mathcal{N} \in \mathbb{N} \cup \{\infty\}\} \quad (26)$$

is the reset times sequence. If the function $V(e) = e^T P e$ satisfies the inequalities (11a) and (11b) of Theorem 1 and T_R is such that

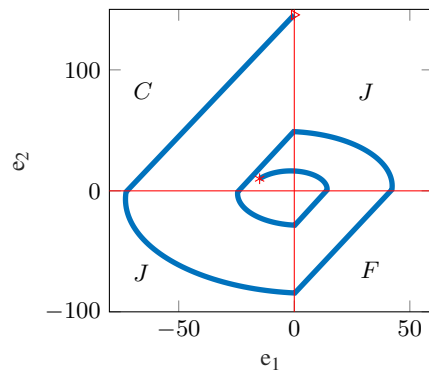
$$V(e(t_k^-)) \leq (1 - \epsilon)V(e(\tau_k)) \quad \forall t_k \in T_R \quad (27)$$

with $\epsilon \in (0, 1)$ and

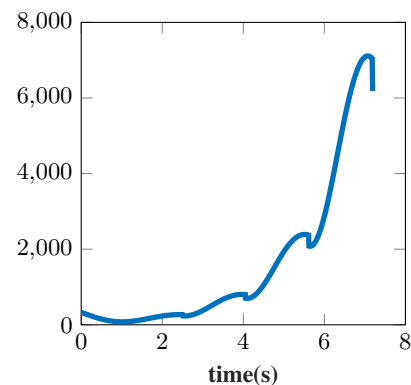
$$\tau_k = \min\{t \in \mathbb{R}^+ | e(t)^T F e(t) \leq 0, t \geq t_{k-1}\} \quad (28)$$

holds and $e(t_k^-)^T F e(t_k^-) \leq 0$ for all $t_k \in T_R$ then the system (25) is asymptotically stable.

Proof: Note that besides the function $V(e) = e^T P e$ obtained from the Theorem 1, a Lyapunov function $V_n(e) = e^T P_n e$ exists for the nominal system such that $\dot{V}_n \leq -\lambda_n V_n$ for $\lambda_n \geq 0$ since the system is detectable.



(a) Phase portrait



(b) Lyapunov Function

Fig. 2: Destabilizing the system with wrong jump moment

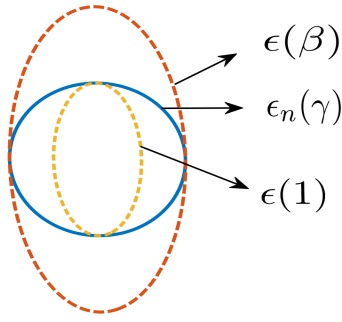


Fig. 3: level sets of V and V_n

To assert asymptotic stability, we first prove the inequalities

$$V(e(t)) \leq \beta V(e(t_{k-1}^+)) \quad \forall t \in (t_{k-1}, t_k) \quad (29)$$

$$V(e(t_k^+)) \leq \lambda_j(1 - \epsilon)V(e(t_{k-1}^+)) \quad (30)$$

with β defined as

$$\beta = \max_{e \in \epsilon_n(\gamma)} V(e) \quad (31)$$

in which

$$\gamma = \max_{e \in \epsilon(1)} V_n(e) \quad (32)$$

$$\epsilon(\alpha) = \{e \in \mathbb{R}^n | V(e) \leq \alpha\} \quad (33)$$

$$\epsilon_n(\alpha) = \{e \in \mathbb{R}^n | V_n(e) \leq \alpha\}. \quad (34)$$

To prove (29), note that from the definition of β and γ it can be inferred that $\epsilon(\beta) \supseteq \epsilon_n(\gamma) \supseteq \epsilon(1)$. An illustrative example of the sets is given in Figure 3. Since $\dot{V}_n \leq -\lambda_n V_n$, any trajectory starting in $\epsilon_n(\gamma)$ at $t = t_0$ stays in $\epsilon_n(\gamma)$ for all $t \geq t_0$ while flowing. Therefore, it also remains in $\epsilon(\beta)$ between two jumps. As a result, considering $V(t_{k-1}^+) = \bar{V}$ one has $V(t) \leq \beta \bar{V}$ for $t \in (t_{k-1}, t_k)$.

After a jump, because of the (11b), V is decreasing again, and consequently, the error cannot go further than $\epsilon(\beta)$ and remains bounded when starting in $\epsilon(1)$. Due to the homogeneity, this reasoning can be extended to other level sets leading to (29) when flowing.

To prove (30), two possibilities should be considered:

1. After a jump, the error trajectory is in the flow set. In this case one has

$$\dot{V} \leq -\lambda_f V \quad t \in (t_{k-1}^+, \tau_k) \quad (35)$$

from the definition of τ_k in (28), resulting in

$$V(e(\tau_k)) \leq e^{-\lambda_f(\tau_k - t_{k-1}^+)} V(e(t_{k-1}^+)). \quad (36)$$

Since by construction one has (27) and

$$V(e(t_k^+)) \leq \lambda_j V(e(t_k^-)) \quad (37)$$

holds from (11b), hence,

$$V(e(t_k^+)) \leq \lambda_j(1 - \epsilon)V(e(\tau_k)) \quad (38)$$

Since $-\lambda_f$ is negative $e^{-\lambda_f(\tau_k - t_{k-1}^+)} \leq 1$ and therefore, (38) and (36) result in

$$\begin{aligned} V(e(t_k^+)) &\leq \lambda_j(1 - \epsilon)V(e(\tau_k)) \\ &\leq \lambda_j(1 - \epsilon)e^{-\lambda_f(\tau_k - t_{k-1}^+)} V(e(t_{k-1}^+)) \\ &\leq \lambda_j(1 - \epsilon)V(e(t_{k-1}^+)) \end{aligned} \quad (39)$$

It should be noted that in this case there is no Zeno solution since after a jump there is always flowing.

2. If the error trajectory jumps in the jump sector. In this case, $\tau_k = t_{k-1}^+$ and then $e^{-\lambda_f(\tau_k - t_{k-1}^+)} = 1$. Hence from (39)

$$V(e(t_k^+)) \leq \lambda_j(1 - \epsilon)V(e(t_{k-1}^+))$$

Principally, in this case there could be Zeno solution. However, since $\epsilon > 0$ and from (27), $t_k^- > \tau_k$. Hence there is always flowing before next jump and therefore Zeno cannot happen.

From (29) and (30) $V(e(t)) \leq \beta V(e(0))$ is true which implies stability. Moreover, (30) implies attractivity and from this asymptotic stability is inferred. ■

This Theorem shows that at the reset moment t_k the error trajectory should be inside the sector $(e(t_k^-) F e(t_k^-) \leq 0)$ and the value of the function V should be less than its value at the instant τ_k . Furthermore, T_R is a set of strictly increasing instants of all jumps.

Remark 3. The proof of the Theorem 2 is valid for both finite and infinite N . If N is finite, from (29) and (30) the system states remains bounded and after the last jump since the nominal error dynamics is asymptotically stable, the error will go to zero asymptotically. Similarly, if N is infinite, since (29) and (30) hold for every $t_k, k \rightarrow \infty$, the system (25) is asymptotically stable.

Remark 4. Inequality (27) guarantees that before the next jump there is a positive time interval of flow which means that there is no Zeno solution and system is well-posed.

Notice that τ_k is the first instant that the error trajectory enters the jump sector after the $k - 1^{th}$ jump. If it leaves the sector without any jump, the τ_k is held until a jump happens. After that, a new value for the τ_k should be considered. Moreover, t_k is obtained when the error trajectory is inside the jump sector and the jump condition is satisfied. It should be noted that if after a jump, the error trajectory is again inside the jump sector then τ_{k+1} is equal to t_k . Therefore, $t_{k-1} \leq \tau_k < t_k$

In the Theorem 2, a reset law is proposed to guarantee the boundedness and convergence of a given trajectory. Since many trajectories generated by e_{v_i} as initial condition are considered, it is necessary to impose that not only the reset law of Theorem 2 is satisfied, but also $e(t) \subseteq \text{conv}\{e_{v_i}(t)\}$. The next Theorem addresses this issue.

Theorem 3. Suppose Assumption 1 holds and with V satisfying (11a) and (11b), the reset system (25) with reset times sequence T_R is such that

$$\tau_{k_i} = \min\{t \in \mathbb{R}^+ | e_{v_i}(t)^T F e_{v_i}(t) \leq 0, \quad t \geq t_{k-1}\} \quad (40)$$

$$V(e_{v_i}(t_k^-)) \leq (1 - \epsilon)V(e_{v_i}(\tau_{k_i})) \quad \forall t_k \in T_R, \epsilon > 0 \quad (41)$$

for all $i = 1, \dots, N_v$, then the reset system (25) is asymptotically stable.

Proof: First note that Assumption 1 implies that $e(0)$ is a convex combination of v_i .

if $t \notin T_R$, then from $\dot{e}(t) = Ne(t)$ while flowing for all $t \in [t_{k-1}, t_k)$

$$\begin{aligned} e(t) &= e^{Nt} e(t_{k-1}^+) \\ e(t) &= e^{Nt} (\alpha_{v_1} e_{v_1}(t_{k-1}^+) + \alpha_{v_2} e_{v_2}(t_{k-1}^+) + \dots + \alpha_{v_i} e_{v_i}(t_{k-1}^+)) \\ e(t) &= \alpha_{v_1} (e^{Nt} e_{v_1}(t_{k-1}^+)) + \alpha_{v_2} (e^{Nt} e_{v_2}(t_{k-1}^+)) + \dots \\ &\quad + \alpha_{v_i} (e^{Nt} e_{v_i}(t_{k-1}^+)) \end{aligned}$$

Therefore, $e(t)$ is also a convex combination of the error trajectories. Similarly if $t = t_k$, thus $t \in T_R$ then

$$\begin{aligned} e(t_k^+) &= He(t_k^-) \\ e(t_k^+) &= H(\alpha_{v_1} e^{Nt} e_{v_1}(t_k^-) + \alpha_{v_2} e^{Nt} e_{v_2}(t_k^-) + \dots \\ &\quad + \alpha_{v_i} e^{Nt} e_{v_i}(t_k^-)) \\ e(t_k^+) &= \alpha_{v_1} (He^{Nt} e_{v_1}(t_k^-) + \alpha_{v_2} (He^{Nt} e_{v_2}(t_k^-) + \dots \\ &\quad + \alpha_{v_i} (He^{Nt} e_{v_i}(t_k^-) \end{aligned}$$

Moreover, according to Theorem 2 since each error trajectory $e_{v_i}(t)$ converges to zero and since $e(t)$ is in the convex hull of the all trajectories $e_{v_i}(t)$ it will converges to zero also and this completes the proof. ■

This Theorem states that the jump happens for all the trajectories $e_{v_i}(t)$ at the same instant t_k in which the jump condition (41) is satisfied. Hence, it can be seen that whether flowing or jumping the real error is a convex combination of the error trajectories and converges to zero.

4 Simulation

In order to show the effectiveness of the proposed method a numerical example is considered [8, 18]. For a fair comparison, C-UIO is designed to be optimal (using LQR method), the goal is to show that the proposed R-UIO outperforms the optimal C-UIO.

Consider the system (1) with

$$A = \begin{bmatrix} -1 & 1 & 0 \\ -1 & 0 & 0 \\ 0 & -1 & -1 \end{bmatrix}, B = \begin{bmatrix} 0 \\ 0 \\ 1 \end{bmatrix}, C = \begin{bmatrix} 1 & 0 & 0 \\ 0 & 0 & 1 \end{bmatrix}, D = \begin{bmatrix} -1 \\ 0 \\ 0 \end{bmatrix},$$

using the LQR method with weighting matrices equal to identity, the observer gain, K is obtained as

$$K = \begin{bmatrix} 1.2926 & 0.3638 \\ -0.7654 & -1.0076 \\ 0.3638 & 0.9830 \end{bmatrix}$$

choosing

$$Y = \begin{bmatrix} 1 & 1 \\ 1 & 1 \\ 1 & 1 \end{bmatrix}$$

and using (3), the observer parameters can be calculated as

$$E = \begin{bmatrix} -1 & 1 \\ 0 & 1 \\ 0 & 1 \end{bmatrix}, N = \begin{bmatrix} -1.2926 & -1.0000 & -1.3638 \\ -0.2346 & -1.0000 & 0.0076 \\ -0.3638 & -2.0000 & -2.9830 \end{bmatrix}$$

$$G = \begin{bmatrix} 1 \\ 1 \\ 2 \end{bmatrix}, L = \begin{bmatrix} 0 & 4.0202 \\ -1.0000 & 0.2194 \\ 0 & 6.3297 \end{bmatrix}, M = \begin{bmatrix} 0 & 0 & 1 \\ 0 & 1 & 1 \\ 0 & 0 & 2 \end{bmatrix}$$

with these parameters, the design of optimal C-UIO is completed.

Now, to obtain the matrices P , F and A_R , the ideal R-UIO should be designed by solving the inequalities (11a) and (11b) of Theorem 1. It worth noting that, λ_f , λ_j , τ_f and τ_j are unknown and result in multiplication of parameters. Therefore, to solve these inequalities, a change of variable is used to remove one of them. Consider $\tau_f F = \bar{F}$ thus, $\tau_j F$ can be replaced with $\frac{\tau_j}{\tau_f} \bar{F} = \bar{\tau}_j \bar{F}$. It is the same as letting $\tau_f = 1$ and solving the inequalities. Since an analytical solution for the optimal value of the unknown parameters can't be obtained, a numerical approach is used to find the suboptimal solution. To deal with this, a grid is considered for λ_f , λ_j and τ_j , then the inequalities are solved at each point of the grid to obtain a feasible solution. Thus, many feasible, but sub-optimal solutions may be obtained and a criterion is needed to choose the best one.

Consider $\lambda_{f_i} = 0.1 + i_f \Delta \lambda_f$, $\Delta \lambda_f = 1$, $\lambda_{j_i} = 0.1 + i_j \Delta \lambda_j$, $\Delta \lambda_j = 0.1$, $\tau_{j_i} = 0.1 + i_\tau \Delta \tau_j$, $\Delta \tau_j = 1$ and $i_f, i_j, i_\tau < 10$ as natural numbers. Now, the inequalities in Theorem 1 with the remaining parameters are linear and can be solved using LMI techniques. Solving the LMIs result in 20 feasible solutions which are shown in Table 1. As can be seen from Figure 4 the sector size is directly related to the λ_f and λ_j . This means that, in a fixed τ_j , bigger λ_f and λ_j result in a bigger sector which in turn increases the jump probability.

Now to find the sub-optimal solution, a Monte-Carlo simulation has been run for all the feasible solutions with two performance criteria to evaluate them. The first one is the L_2 norm of the error and the second one is the settling time (2%) of the error. The fifth and sixth rows of Table 1 show the percentage of improvement (more than 1 percent) of the mentioned measures in the R-UIO in comparison with the C-UIO. Table 1 indicates that there are 20 feasible solutions and the best solution in the sense of improving both L_2 norm and settling time of the error is the last entry. Therefore, the correspondent $\lambda_f = 1.1$, $\lambda_j = 0.8$ and $\tau_j = 1$ is chosen and the simulation is continued. In this case, the related parameters will be obtained as

$$F = \begin{bmatrix} -0.4090 & 0.2892 & 0.4246 \\ 0.2892 & 0.7555 & 0.7758 \\ 0.4246 & 0.7758 & 0.9560 \end{bmatrix}$$

$$P = \begin{bmatrix} 1.1029 & -0.1262 & -0.3658 \\ -0.1262 & 1.1057 & 0.1314 \\ -0.3658 & 0.1314 & 0.6295 \end{bmatrix}$$

$$A_R = \begin{bmatrix} -0.0009 & 1.0000 & 0.0000 \\ 0.1295 & 0.3264 & 0.0000 \\ -0.0031 & 2.0019 & 0.0000 \end{bmatrix}$$

Remark 5. The matrix F should be chosen such that it is neither positive definite nor negative definite in order to represent a sector.

The next step is to define a suitable reset law which results in more improvement in the settling time and L_2 norm of the error. It should be reminded that in this example the state x_2 is not measured but its bound are known and therefore the boundary error trajectories are used. Notice that $e^T F e \leq 0$ is equivalent to $\max(e_{v_1}^T(t) F e_{v_1}(t), e_{v_2}^T(t) F e_{v_2}(t)) < 0$ and we can replace this part of the condition, which is additional to the condition on τ_k , with others defined in (42). Although the first one is the only reset law for which asymptotic stability is proved, it is slightly conservative. Thus, to relax it some other reset laws are defined without stability proof.

$$\max(e_{v_1}^T(t) F e_{v_1}(t), e_{v_2}^T(t) F e_{v_2}(t)) < 0 \quad (42a)$$

$$e_{v_1}^T(t) F e_{v_1}(t) + e_{v_2}^T(t) F e_{v_2}(t) < 0 \quad (42b)$$

$$\max(e_{v_1}^T(t) F e_{v_1}(t), e_{v_2}^T(t) F e_{v_2}(t)) < \|[e_{v_1}(t), e_{v_2}(t)]\|_2 e^{-t} \quad (42c)$$

$$\begin{cases} e_{v_1}^T(t) F e_{v_1}(t) + e_{v_2}^T(t) F e_{v_2}(t) < \|[e_{v_1}(t), e_{v_2}(t)]\|_2, k = 1 \\ e_{v_1}^T(t) F e_{v_1}(t) + e_{v_2}^T(t) F e_{v_2}(t) < 0, k \neq 1 \end{cases} \quad (42d)$$

The general concept of the other reset laws lies in the fact that although all the vertices may not be inside the jump sector, a jump could lead to speed up the convergence, although asymptotic stability guarantee is lost.

The second reset law comes from the fact that the summation of the error trajectories should be inside the sector, not both of them. It means that reset may happen when only a single error trajectory is inside the sector not all of them.

In the third reset law, the jump sector is expanded according to the norm of the error and it is exponentially decreasing to reach the first reset law. It is motivated by observing that a bigger jump sector and hence more jump probability may improve the response more. Finally, the 4th reset law is the same as the second except that the

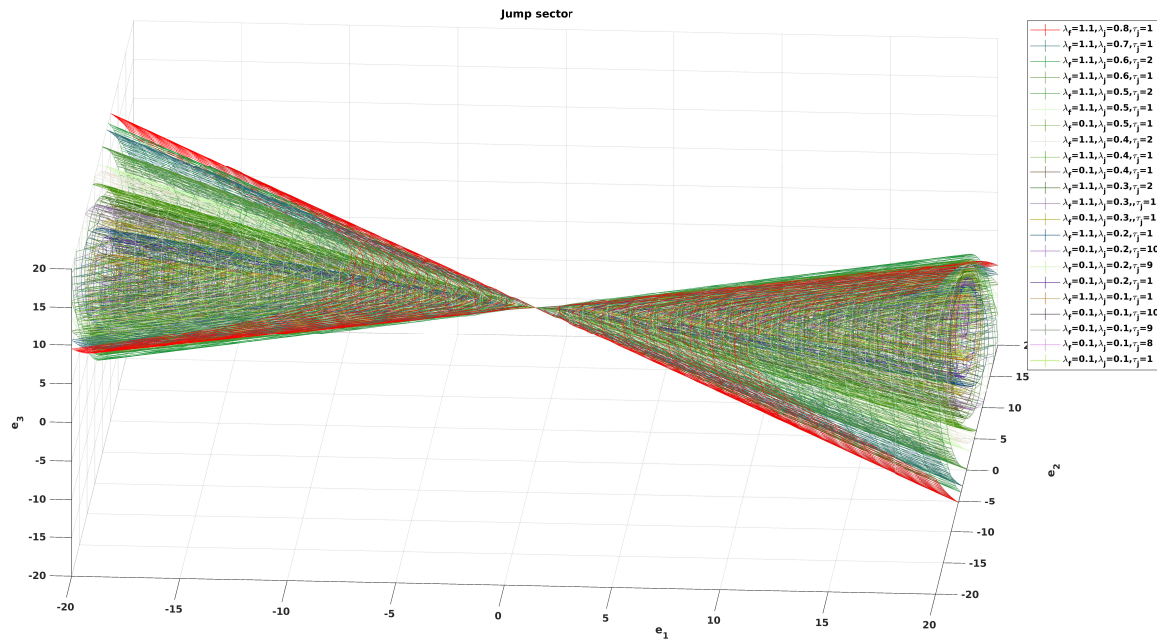


Fig. 4: Jump sector

first reset may happen more quickly and leads to more improvement in the results.

As mentioned before, since e_2 is not available in this example, assume that it lies in an uncertainty interval thus, use the two boundary trajectories instead of the unknown parameter and construct the reset laws based on these trajectories (Figure 1).

The results of the reset laws in (42) are shown in Table 2. In this table, the improvement of different reset laws is divided into 5 sub-categories to check the improvement amount. For example, in the first reset law, 57.2% of the improvements of the L_2 norm are less than 20 % and so on. The last column means that for example with the first reset condition regarding all the initial conditions, 21.33% improvement in $\|e\|_2$ and also 24.03% improvement in the settling time is achieved. Based on this table, we can see that the 3rd reset law on average is better than the others. It should be mentioned that in all cases the initial condition of the observer is zero and the initial condition of the system is a random number such that $\|x\|_\infty \leq 20$.

Using the first reset condition, the state estimation and the estimation errors in both C-UIO and R-UIO are shown in the Figure 5 and

Figure 6 respectively. As can be seen, after the first reset the estimation error is reduced significantly. Figure 7 shows the correspondent jump sector, Lyapunov function and the root of the square error. In Figure 7a there are two error boundary trajectories associated with the two outer bounds of initial condition and the starting point is marked with a star. In the first reset condition, when both of the trajectories are inside the sector, i.e $\max(e_{v1}^T Fe_{v1}, e_{v2}^T Fe_{v2}) \leq 0$ and also the inequality (27) is satisfied the jump will happen. With this jump, as it is depicted in Figure 7b and 7c a significant decrease in the Lyapunov function and in the square root of error is seen.

A quantitative comparison of these 4 reset laws with the same initial condition ($x_1 = -5, x_2 \in [-5, 5], x_3 = 10$) is done in Table 3. In this table, the first instant of the jump, L_2 norm and settling time (2%) of error is calculated. As the table shows, all the proposed reset laws outperform the C-UIO which in turn, demonstrates the effectiveness of exploiting the reset in the UIO.

Table 1 choosing λ_f, λ_j and τ_j

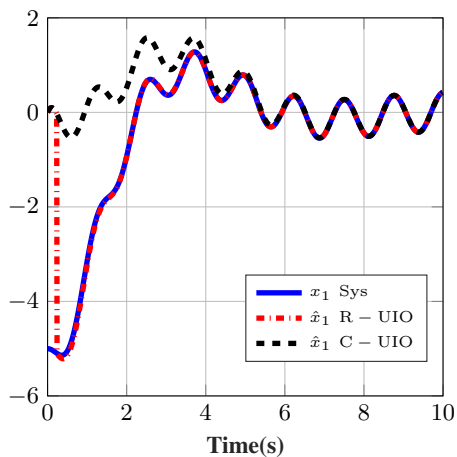
Feas.Sol	1	2	3	4	5	6	7	8	9	10	11	12	13	14	15	16	17	18	19	20
λ_f	0.1	0.1	1.1	0.1	0.1	0.1	1.1	0.1	1.1	1.1	0.1	1.1	1.1	0.1	1.1	1.1	1.1	1.1	1.1	1.1
λ_j	0.1	0.1	0.1	0.2	0.2	0.2	0.2	0.3	0.3	0.3	0.4	0.4	0.4	0.5	0.5	0.5	0.6	0.6	0.7	0.8
τ_j	9	10	1	1	9	10	1	1	1	2	1	1	2	1	1	2	1	2	1	1
$\ e\ _2$	0.1	0.2	2.7	8.7	1.1	1.1	14.4	12.2	27.6	19.3	19.3	39.8	25.8	23.9	45.6	35.3	53.8	42.2	62.6	67.5
$T_{settlng}$	0.1	0.2	19.9	23.4	3.7	1.5	56.7	33.9	76.7	54.1	50.5	95.9	71	56.9	98.2	88.3	99.3	96.6	99.6	99.8

Table 2 The effect of different reset laws on performance indices

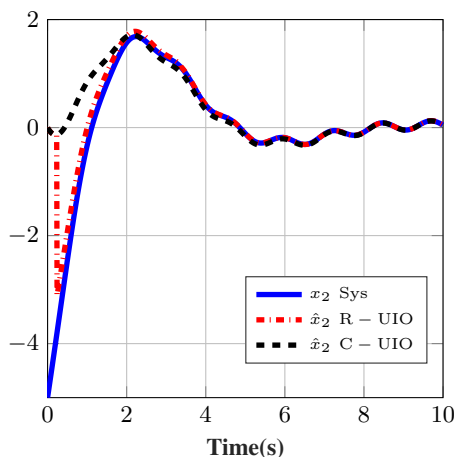
Reset law	0%-20%		20%-40%		40%-60%		60%-80%		80%-100%		average	
	$\ e\ _2$	T_{stl}	$\ e\ _2$	T_{stl}	$\ e\ _2$	T_{stl}	$\ e\ _2$	T_{stl}	$\ e\ _2$	T_{stl}	$\ e\ _2$	T_{stl}
1	57.20	39.30	24.90	52.00	8.60	8.30	4.90	0.40	4.40	0	21.33	24.03
2	54.30	24.40	23.80	67.20	12.30	7.00	6.00	1.10	3.60	0.3	23.19	25.51
3	45.00	1.50	32.10	60.20	10.30	36.40	7.10	1.80	5.30	0	27.73	38.80
4	54.20	30.40	23.80	57.80	9.90	9.60	5.40	1.20	5.80	0.70	26.28	25.90

Table 3 Comparison of different reset laws

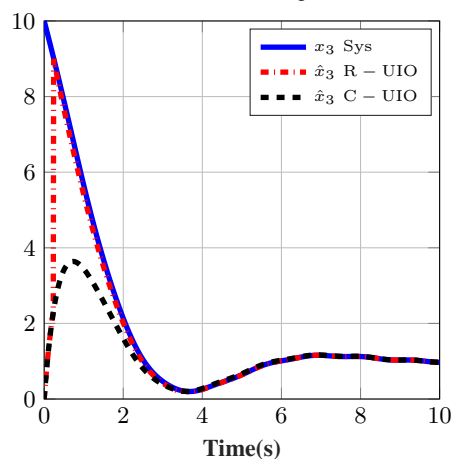
	1st reset law	2nd reset law	3rd reset law	4th reset law	Conv-UIO
$T_{1stReset}(s)$	0.236	0.182	0.193	0.148	-
$\sqrt{\int_0^\infty e^T e dt}$	5.1992	4.8050	5.1783	4.3270	8.1944
Settling time (2%)	3.356	3.106	4.229	3.071	6.715



(a) First state of the plant

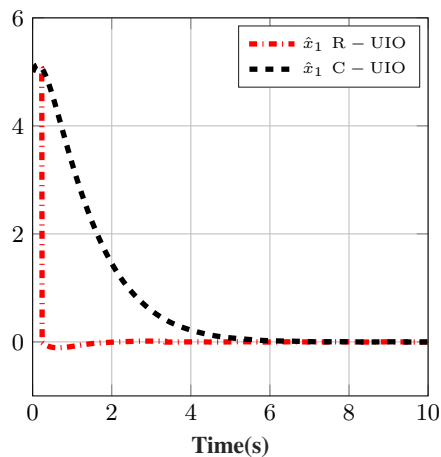


(b) First state of the plant

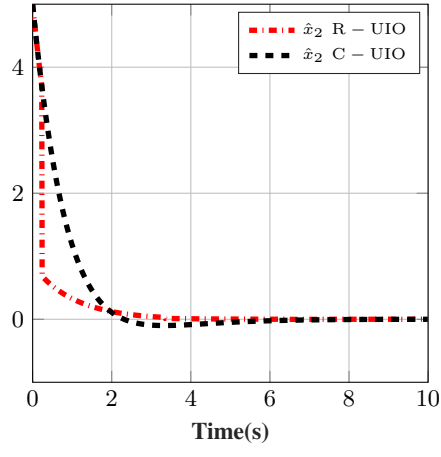


(c) First state of the plant

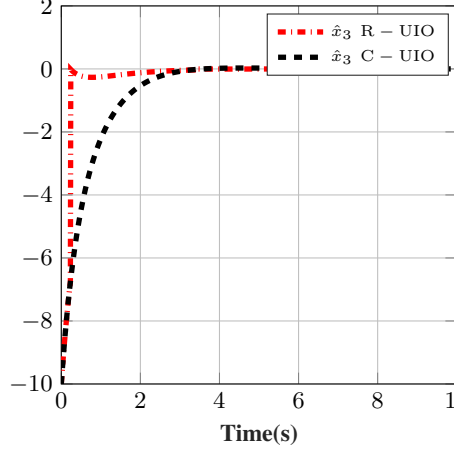
Fig. 5: State estimation with the first reset law



(a) First state of the plant

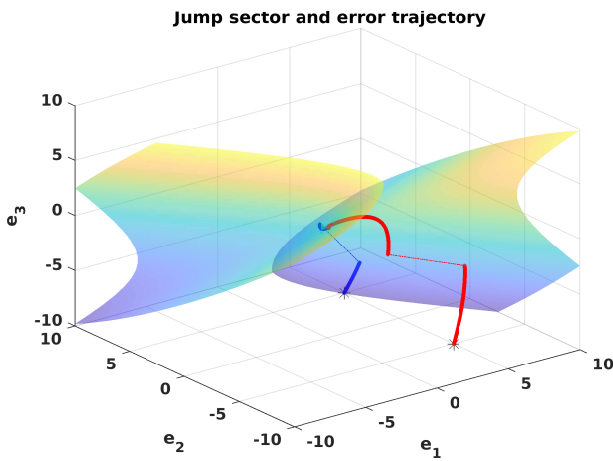


(b) First state of the plant

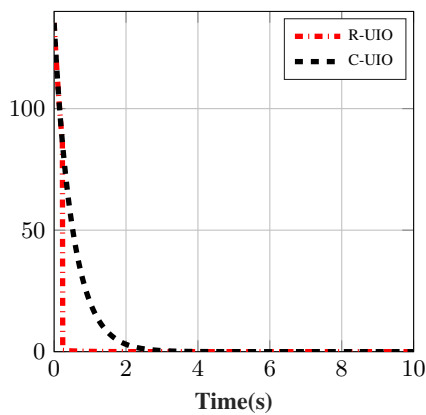


(c) First state of the plant

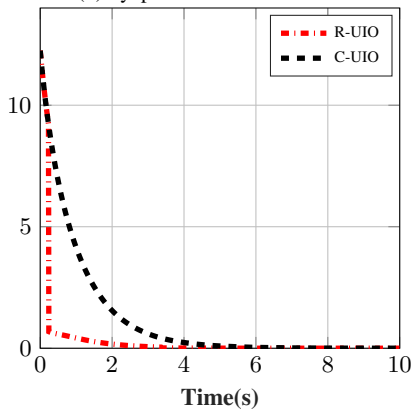
Fig. 6: Estimation error with the first reset law



(a) Jump sector and error trajectory



(b) Lyapunov Function



(c) Root Square Error

Fig. 7: Jump sector, Lyapunov function and error function

5 Conclusion

In this paper, Reset Unknown Input Observer was proposed where the states of the observer are reset to a suitable value based on a time-dependent reset law. Design starts with an ideal case and a jump sector was obtained. Then, in non-ideal case we used the boundary error trajectories to determine the reset times. Moreover, the stability and convergence analysis showed that the estimation error converged to zero asymptotically. Furthermore, we exploited a simulation example to demonstrate the efficiency of using the reset in the UIO to decrease the L_2 and settling time of estimation error. Moreover, to relax the conservatism of the proposed

reset law, we presented some other reset laws. Although such reset laws may perform nicely in some cases, there is no rigorous stability proof for them. The focus of our future work is on developing less conservative reset laws with stability proof using the presented R-UIO.

6 References

- 1 F. Yang and R.W. Wilde. Observers for linear systems with unknown inputs. *IEEE Transactions on Automatic Control*, 33(7):677–681, 1988.
- 2 M. Darouach, M. Zaidzinski, and S. Xu. Full-order observers for linear systems with unknown inputs. *IEEE Transactions on Automatic Control*, 39(3):606–609, 1994.
- 3 P. Kudva, N. Viswanadham, and A. Ramakrishna. Observers for linear systems with unknown inputs. *IEEE Transactions on Automatic Control*, 25(1):113–115, 1980.
- 4 Y. Guan and M. Saif. A novel approach to the design of unknown input observers. *IEEE Transactions on Automatic Control*, 36(5):632–635, 1991.
- 5 M. Hou and P. Muller. Design of observers for linear systems with unknown inputs. *IEEE Transactions on Automatic Control*, 37(6):871–875, 1992.
- 6 G. Duan and R.J. Patton. Robust fault detection using luenberger-type unknown input observers: a parametric approach. *International Journal of Systems Science*, 32(4):533–540, 2001.
- 7 J. Chen, R.J. Patton, and H. Zhang. Design of unknown input observers and robust fault detection filters. *International Journal of Control*, 63(1):85–105, 1996.
- 8 J. Chen and R.J. Patton. *Robust Model-Based Fault Diagnosis for Dynamic Systems*. The International Series on Asian Studies in Computer and Information Science. Springer US, 2012.
- 9 D. Koenig and S. Mammari. Design of a class of reduced order unknown inputs nonlinear observer for fault diagnosis. In *American Control Conference, 2001.*, volume 3, pages 2143–2147. IEEE, 2001.
- 10 M. Corless and J. Tu. State and input estimation for a class of uncertain systems. *Automatica*, 34(6):757–764, 1998.
- 11 T. Park and D. Kim. Design of unknown input observers for linear systems with unmatched unknown inputs. *Transactions of the Institute of Measurement and Control*, 36(3):399–410, 2014.
- 12 P.P. Menon and C. Edwards. A sliding mode observer for monitoring and fault estimation in a network of dynamical systems. *International Journal of Robust and Nonlinear Control*, 24(17):2669–2685, 2014.
- 13 J. Yang, J. Su, S. Li, and X. Yu. High-order mismatched disturbance compensation for motion control systems via a continuous dynamic sliding-mode approach. *IEEE Transactions on Industrial Informatics*, 10(1):604–614, 2014.
- 14 W. Kim and C.C. Chung. Robust output feedback control for unknown non-linear systems with external disturbance. *IET Control Theory & Applications*, 10(2):173–182, 2016.
- 15 S. Hui and S.H. Zak. Stress estimation using unknown input observer. In *American Control Conference (ACC), 2013*, pages 259–264. IEEE, 2013.
- 16 S. Mondal, G. Chakraborty, and K. Bhattacharyy. Lmi approach to robust unknown input observer design for continuous systems with noise and uncertainties. *International Journal of Control, Automation and Systems*, 8(2):210–219, 2010.
- 17 Y. Xiong and M. Saif. Unknown disturbance inputs estimation based on a state functional observer design. *Automatica*, 39(8):1389–1398, 2003.
- 18 W. Chen and M. Saif. Unknown input observer design for a class of nonlinear systems: an lmi approach. In *American Control Conference, 2006*, pages 5–pp. IEEE, 2006.
- 19 W. Zhang, H. Su, F. Zhu, and G.M. Azar. Unknown input observer design for one-sided lipschitz nonlinear systems. *Nonlinear Dynamics*, 79(2):1469–1479, 2015.
- 20 S. Li, H. Wang, A. Aitouche, Y. Tian, and N. Christov. Robust unknown input observer design for state estimation and fault detection using linear parameter. In *13th European Workshop on Advanced Control and Diagnosis, 2017*.
- 21 K. Esfandiari, F. Abdollahi, and H.A. Talebi. Stable adaptive output feedback controller for a class of uncertain non-linear systems. *IET Control Theory & Applications*, 9(9):1329–1337, 2015.
- 22 K. Esfandiari, F. Abdollahi, and H.A. Talebi. Adaptive near-optimal neuro controller for continuous-time nonaffine nonlinear systems with constrained input. *Neural Networks*, 93:195–204, 2017.
- 23 G. Zhao, D. Nešić, Y. Tan, and C. Hua. Overcoming overshoot performance limitations of linear systems with reset control. *Automatica*, 101:27–35, 2019.
- 24 J.C. Clegg. A nonlinear integrator for servomechanisms. *Transactions of the American Institute of Electrical Engineers, Part II: Applications and Industry*, 77(1):41–42, 1958.
- 25 I. Horowitz and P. Rosenbaum. Non-linear design for cost of feedback reduction in systems with large parameter uncertainty. *International Journal of Control*, 21(6):977–1001, 1975.
- 26 Y. Chait and CV Hollot. On horowitz’s contributions to reset control. *International Journal of Robust and Nonlinear Control*, 12(4):335–355, 2002.
- 27 A. Baños and A. Barreiro. *Reset control systems*. Springer Science & Business Media, 2011.
- 28 O. Beker, CV Hollot, Y. Chait, and H. Han. Fundamental properties of reset control systems. *Automatica*, 40(6):905–915, 2004.
- 29 Y. Guo, W. Gui, C. Yang, and L. Xie. Stability analysis and design of reset control systems with discrete-time triggering conditions. *Automatica*, 48(3):528–535, 2012.
- 30 A. Baños and M.A. Davó. Tuning of reset proportional integral compensators with a variable reset ratio and reset band. *IET Control Theory & Applications*,

- 8(17):1949–1962, 2014.
- 31 N. Vafamand and A. Khayatian. Model predictive-based reset gain-scheduling dynamic control law for polytopic LPV systems. *ISA transactions*, 81:132–140, 2018.
 - 32 J. Carrasco and E.M Navarro-López. Towards L_2 -stability of discrete-time reset control systems via dissipativity theory. *Systems & Control Letters*, 62(6):525–530, 2013.
 - 33 A. Baños, F. Perez, and J. Cervera. Network-based reset control systems with time-varying delays. *IEEE Transactions on Industrial Informatics*, 10(1):514–522, 2014.
 - 34 M.S. Mahmoud and B.J. Karaki. Improved stability analysis and control design of reset systems. *IET Control Theory & Applications*, 12(17):2328–2336, 2018.
 - 35 B. Liu, D.J. Hill, and Z. Sun. Input-to-state-KL-stability and criteria for a class of hybrid dynamical systems. *Applied Mathematics and Computation*, 326:124–140, 2018.
 - 36 V. Ghaffari, P. Karimaghaee, and A. Khayatian. Stability analysis and performance improvement of uncertain linear systems with designing of a suitable reset law. *IET Control Theory & Applications*, 9(17):2532–2540, 2015.
 - 37 A. Baños, J. I Mulero, A.o Barreiro, and M.A Davó. An impulsive dynamical systems framework for reset control systems. *International Journal of Control*, 89(10):1985–2007, 2016.
 - 38 M. Fiacchini and I. Morărescu. Constructive necessary and sufficient condition for the stability of quasi-periodic linear impulsive systems. *IEEE Transactions on Automatic Control*, 61(9):2512–2517, 2016.
 - 39 G. Zhao and J. Wang. Reset control systems with time-varying delay: Delay-dependent stability and L_2 gain performance improvement. *Asian Journal of Control*, 17(6):2460–2468, 2015.
 - 40 V. Ghaffari, P. Karimaghaee, and A. Khayatian. Reset law design based on robust model predictive strategy for uncertain systems. *Journal of Process Control*, 24(1):261–268, 2014.
 - 41 M. Fiacchini, S. Tarbouriech, and C. Prieur. Quadratic stability for hybrid systems with nested saturations. *IEEE Transactions on Automatic Control*, 57(7):1832–1838, 2012.
 - 42 M. Fiacchini, S. Tarbouriech, and C. Prieur. *Hybrid systems with constraints*, chapter Exponential Stability for Hybrid Systems with Saturations. Springer Verlag, to appear, 2016.
 - 43 D. Paesa, C. Franco, S. Llorente, G. Lopez-Nicolas, and C. Sagues. Reset adaptive observers and stability properties. In *18th Mediterranean Conference on Control & Automation (MED)*, 2010, pages 1435–1440. IEEE, 2010.
 - 44 D. Paesa, A. Banos, and C. Sagues. Optimal reset adaptive observer design. *Systems & Control Letters*, 60(10):877–883, 2011.
 - 45 D. Paesa, C. Franco, S. Llorente, G. Lopez-Nicolas, and C. Sagues. Reset observers applied to mimo systems. *Journal of Process Control*, 21(4):613–619, 2011.
 - 46 D. Paesa, C. Franco, S. Llorente, G. Lopez-Nicolas, and C. Saguez. Reset adaptive observer for a class of nonlinear systems. *IEEE Transactions on Automatic Control*, 57(2):506–511, 2012.
 - 47 M. Zhou, Z. Wang, and Y. Shen. Adaptive reset observer design method. *Systems Engineering and Electronics*, 2014.
 - 48 Z. Meng, W. Zhenhua, W. Yan, and Shen Yi. A fast fault diagnosis method based on reset augmented observer. In *34th Chinese Control Conference (CCC)*, 2015, pages 6291–6296. IEEE, 2015.