



**HAL**  
open science

## In the here and now: Short term memory predictions are preserved in Alzheimer's disease

Julie Bertrand, Audrey Mazancieux, Chris. J.A. Moulin, Yannick Bejot,  
Olivier Rouaud, Céline Souchay

### ► To cite this version:

Julie Bertrand, Audrey Mazancieux, Chris. J.A. Moulin, Yannick Bejot, Olivier Rouaud, et al.. In  
the here and now: Short term memory predictions are preserved in Alzheimer's disease. *Cortex*, 2019,  
119, pp.158-164. 10.1016/j.cortex.2019.03.027 . hal-02366994

**HAL Id: hal-02366994**

**<https://hal.univ-grenoble-alpes.fr/hal-02366994>**

Submitted on 25 Oct 2021

**HAL** is a multi-disciplinary open access archive for the deposit and dissemination of scientific research documents, whether they are published or not. The documents may come from teaching and research institutions in France or abroad, or from public or private research centers.

L'archive ouverte pluridisciplinaire **HAL**, est destinée au dépôt et à la diffusion de documents scientifiques de niveau recherche, publiés ou non, émanant des établissements d'enseignement et de recherche français ou étrangers, des laboratoires publics ou privés.



Distributed under a Creative Commons Attribution - NonCommercial | 4.0 International  
License

1 **In the here and now: Short term memory predictions are preserved in Alzheimer's**  
2 **disease**

3  
4  
5 Julie Marilyne Bertrand<sup>1,2\*</sup>

6 Audrey Mazancieux<sup>1\*</sup>

7 Chris John Anthony Moulin<sup>1</sup>

8 Yannick Béjot<sup>2</sup>

9 Olivier Rouaud<sup>3</sup>

10 Céline Souchay<sup>1</sup>

11

12 <sup>1</sup> Laboratoire de Psychologie et Neurocognition, LPNC CNRS 5105, Université Grenoble  
13 Alpes, France

14 <sup>2</sup> EA4184, Medical School of Dijon, Université de Bourgogne, France

15 <sup>3</sup> Centre Leenaards de la mémoire, Lausanne, Switzerland

16 \* Joint first authors.

17

18 **Word count:** 3639

19

20 **Corresponding author**

21 Céline Souchay

22 Laboratoire de Psychologie et Neurocognition, LPNC

23 Grenoble Alpes University, France

24 Email: [celine.souchay@me.com](mailto:celine.souchay@me.com)

25 Tel: +33 6 72 23 12 97

**Abstract**

According to neuropsychological models of anosognosia, there is a failure to transfer on-line awareness of dysfunction into a more generalised long term belief about memory function in Alzheimer's disease. This failure results in specific metamemory deficits for global predictions: patients overestimate their performance before the task but are able to monitor their memory performance after having experienced the task. However, after a delay, they are still not able to make accurate predictions. As previous work has mainly focused on long-term memory, the present study investigates this issue in short-term and working memory. Using both global and item-by-item metacognitive judgements in a digit span task, we showed that Alzheimer's disease patients are as accurate as older adults in monitoring their performance despite impaired memory. When they have the opportunity to test themselves, or when they have already performed the task, patients are able to use feedback to adjust their metacognitive judgements. Overall, these results show that even for a relatively complex task, patients with Alzheimer's disease are aware of their difficulties in the here-and-now.

**Keywords:** Metacognition, Short-term memory, Alzheimer's disease, Global predictions



## SHORT TERM MEMORY PREDICTION IN ALZHEIMER'S DISEASE

1 line awareness of dysfunction into a more generalised long-term belief about memory  
2 function. Several models have been proposed to explain awareness deficits in Alzheimer's  
3 disease such as the Levels of Awareness framework (Clare, Marková, Roth, & Morris, 2011)  
4 or the Cognitive Awareness Model (CAM, Morris & Mograbi, 2013). Such models converge  
5 on a failure to consolidate their knowledge regarding their memory abilities over a long  
6 period; *mnemonic anosognosia*.

7 To date, the bias in such research has overwhelmingly been towards examining the  
8 ability to monitor long term memory. Clearly, however, the global judgements literature  
9 reviewed above points to an ability to make accurate judgements in the short term which are  
10 not maintained in the long term. Here we sought to directly assess the ability to monitor short  
11 term memory, **hitherto unexamined in Alzheimer's disease. Short-term memory underpins**  
12 **many activities of daily living, and evaluation this domain is critical.** Our experimental design  
13 is based on Flavell's original design (Flavell, Friedrichs & Hoyt, 1970; see also Murphy,  
14 Sanders, Gabrieheski, & Schmitt, 1981) and adapted by Bertrand, Moulin, and Souchay  
15 (2017) in a recent study. A novelty of our protocol is that it allows the measure of both global  
16 predictions and item-by-item judgements. As it has been suggested by previous work in  
17 episodic memory, we hypothesised that Alzheimer's disease patients would be impaired on  
18 initial global predictions (made before the task). However, according to the idea that on-line  
19 metacognitive processes are intact, they should be preserved for item-by-item judgements and  
20 global postdiction because these are based on access to short term representations of task  
21 performance. Following standard practice in neuropsychological assessment, we examined  
22 both forward and backward span, although we made no specific predictions about differences  
23 between the two tasks, although the fact that backwards span is more demanding than forward  
24 span may be of interest (although this difference between the two tasks is far from clear-cut,  
25 e.g. Hester, Kinsella & Ong, 2004).

## 1 **Method**

### 2 **Participants**

3 Twenty-three older adults ( $M_{age} = 73.09$ ,  $SD_{age} = 6.04$ ; 17 females) and eighteen  
4 Alzheimer's patients ( $M_{age} = 76.44$ ,  $SD_{age} = 5.89$ ; 6 females) participated in the study. The  
5 healthy older adults were recruited from in the local community. Participants were defined as  
6 cognitively healthy if they had a mini-mental state exam (MMSE; Folstein, Folstein, &  
7 McHugh, 1975) score of 28-30.

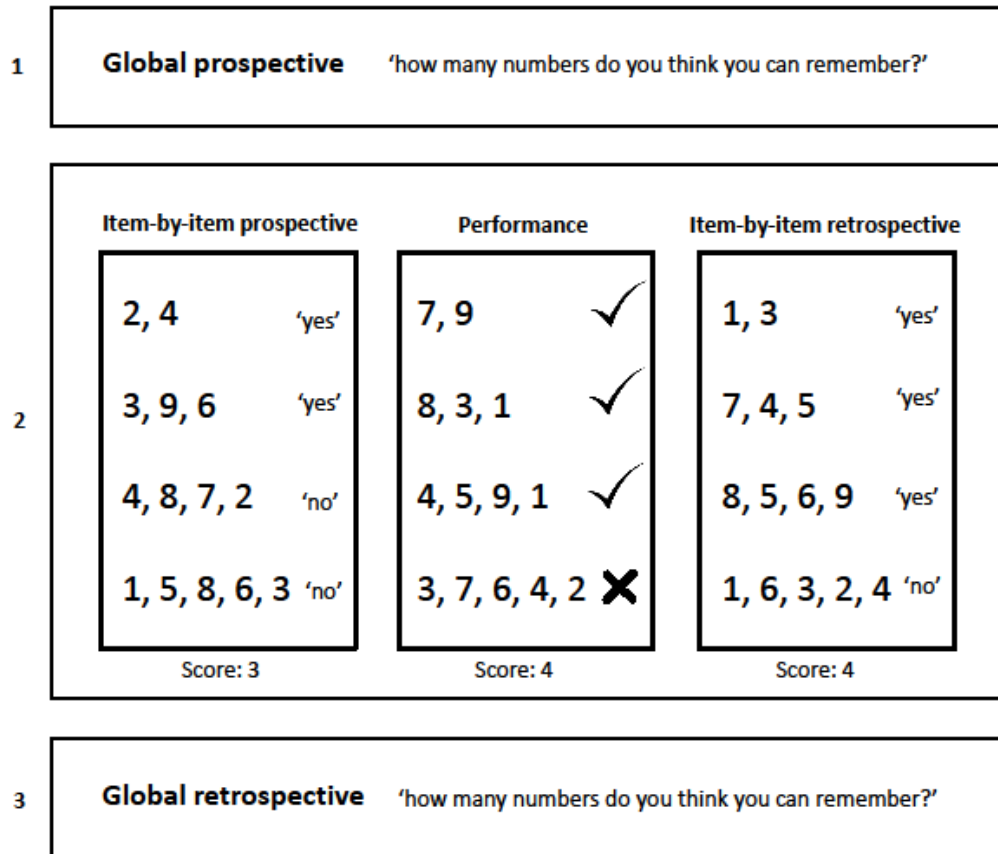
8 All patients were recruited from the Memory Clinic at the Dijon university hospital.  
9 Diagnosis was determined by a group of neurologists at the memory clinic. Patients had a  
10 MMSE score ranging from 14 to 28 ( $M = 21.67$ ,  $SD = 4.38$ ). Participants were excluded if  
11 they had a history of clinical stroke, traumatic brain injury, alcohol or drug abuse or  
12 medical/psychiatric condition. The study was approved by the Institutional Review Board of  
13 the Dijon Hospital.

### 14 **Materials and procedure**

15 For the two tasks (i.e., forward digit span and backward digit span), there were three  
16 phases (for a summary of the entire procedure see Figure 1). The first phase was a global  
17 prospective judgement task, where participants had to report how many digits they thought  
18 they would be able to remember (from 0 to 9). The second phase was an online task where  
19 participants gave item-by-item metacognitive judgements for the short-term memory task  
20 (either forward digit span or backward digit span). Here, there were two types of judgements:  
21 the prospective judgements (made before a trial) and the retrospective judgements (made after  
22 the trial). Item-by-item judgements were made after being presented a set of digits of a  
23 certain length: they were based on the participant's recent experience of the to-be-  
24 remembered digits. Participants were presented with first one series of digits and then asked  
25 whether they would be able to recall the number by giving a Yes/No answer. The number of

## SHORT TERM MEMORY PREDICTION IN ALZHEIMER'S DISEASE

1 digits increased sequentially (to a maximum of 9), until the participants said 'No'. For  
2 example, if after the presentation of 4 items a participant decided to say 'No', the item-by-  
3 item judgement stopped, with the participants therefore predicting having a span of 3. Note  
4 that in this paradigm, performance and predictions are not taken for the same trial. Rather,  
5 there is blocked presentation, such that a first set of digit spans are used to make the item-by-  
6 item prospective judgements, then there is the block of digit spans where recall is measured in  
7 the standard fashion, and finally a third block where the retrospective item-by-item  
8 predictions are made (see Figure 1). For the span tasks where recall was measured, the digit  
9 forward and backward span tasks from the Wechsler Adult Intelligence Scale-IV (WAIS-IV,  
10 Wechsler, 2011) were used. For the item-by-item judgements, lists of numbers matched in  
11 length with the span task were created and these differed for the two judgements. Lists were  
12 counterbalanced across judgements and participants. The third phase was a global  
13 retrospective judgement task. As in the first phase, participants had to say how many digits  
14 they thought they would be able to remember.



1  
2 **Figure 1.** Summary of the procedure. The first phase is a global prospective judgement. The  
3 second includes prospective judgements, the actual task (either forward span or backward  
4 span) and retrospective judgements. The third phase is a global retrospective judgement.  
5

6 **Data analyses**

7 Analyses were conducted in R and included linear regressions (yielding *t* statistics  
8 which can be interpreted exactly as factorial ANOVAs) and Pearson's correlations. We use a  
9 standard analysis protocol, starting by examining the mean recall (span performance) and the  
10 mean prediction values (prediction magnitude). Then, we focus on metacognitive accuracy in  
11 a standard fashion, considering the non-directional discrepancy between prediction and  
12 performance (e.g., Moulin et al, 2000a). This procedure allows the estimation of  
13 metacognitive accuracy independently from the bias (underestimation or overestimation of  
14 performance). A score of zero reflects perfect accuracy and the higher the score, the bigger  
15 the discrepancy between the metacognitive judgement and the performance (see Table 1).



1 [Following publication we will make the dataset and analysis script available on-line. Data  
2 and script are part of the submission.]

### 3 **Results**

#### 4 **Span performance**

5 The mean span performance for each group is found in Table 1. We conducted linear  
6 regressions with group as a between-subjects factor and task as a within-subjects factor. As  
7 expected, we found a main effect of group, revealing that Alzheimer's patients have a lower  
8 performance than older adult controls,  $t(39) = 3.28$ ,  $p = .002$ ,  $d = 1.03$ . We also found a main  
9 effect of task. Performance on the forward span was higher than performance on the  
10 backward span,  $t(39) = 6.20$ ,  $p < .001$ ,  $d_z = 0.97$ , i.e. spans were significantly longer for  
11 forwards rather backwards recall. There was no interaction between the two factors,  $t(39) =$   
12  $1.36$ ,  $p = .180$ ,  $d = 0.43$ .

#### 13 **Magnitude of metacognitive judgements**

14 **Forward span.** The mean values of predictions are given in Table 1. We conducted  
15 linear regressions with, group, prediction time (prospective vs retrospective), and judgement  
16 type (global vs item-by-item) as factors. Analyses revealed a significant effect of group,  $t(39)$   
17  $= 2.61$ ,  $p = .013$ ,  $d = 0.82$ , and a non-significant trend of judgement type,  $t(39) = 1.82$ ,  $p =$   
18  $.077$ ,  $d_z = 0.28$ . Patients made lower judgements overall than controls therefore predict  
19 having a lower span, which is appropriate given the differences in performance reported  
20 above. The analysis showed neither a significant effect of prediction time,  $t(39) = 1.12$ ,  $p =$   
21  $.269$ ,  $d_z = 0.17$ , and we found no significant interactions (all  $t(39) < 1.43$ , and all  $p > .05$ ).

22 **Backward span.** The mean values of predictions are given in Table 1. As for forward  
23 span task, we conducted linear regressions with, group, prediction time (prospective vs  
24 retrospective), and judgement type (global vs item-by-item) as factors. Analyses revealed  
25 only that patients have a non-significant trend for lower judgements than older adults,  $t(39) =$

## SHORT TERM MEMORY PREDICTION IN ALZHEIMER'S DISEASE

1 1.85,  $p = .072$ ,  $d = 0.58$ . The analysis again showed neither a significant effect of prediction  
 2 time,  $t(39) = 1.33$ ,  $p = .192$ ,  $d_z = 0.21$ , nor a significant effect of judgement type,  $t(39) = 1.30$ ,  
 3  $p = .203$ ,  $d_z = 0.20$ . There were no significant interactions (all  $t(39) < 1.29$ , and all  $p > .05$ ).  
 4 Whereas we found significant differences in magnitude of predictions for forward spans, no  
 5 such pattern was observed for the backwards span.

6

7 **Table 1.** Mean and standard errors for global judgements, item-by-item judgements, and  
 8 performance for AD patients and older adults.

9

	Forward span		Backward span	
	Older adults	AD patients	Older adults	AD patients
Global prospective	5.17 (1.03)	4.78 (2.02)	4.35 (0.78)	3.89 (1.81)
Item-by-item prospective	5.96 (1.26)	4.67 (1.88)	4.48 (0.95)	3.83 (2.04)
Performance	6.00 (1.09)	4.67 (1.14)	4.61 (1.31)	3.78 (0.94)
Item-by-item retrospective	6.26 (1.60)	4.89 (2.03)	4.96 (1.11)	4.00 (1.50)
Global retrospective	5.61 (1.26)	4.61 (2.00)	4.39 (0.84)	3.83 (1.62)

10

11

### 12 **Metacognitive accuracy**

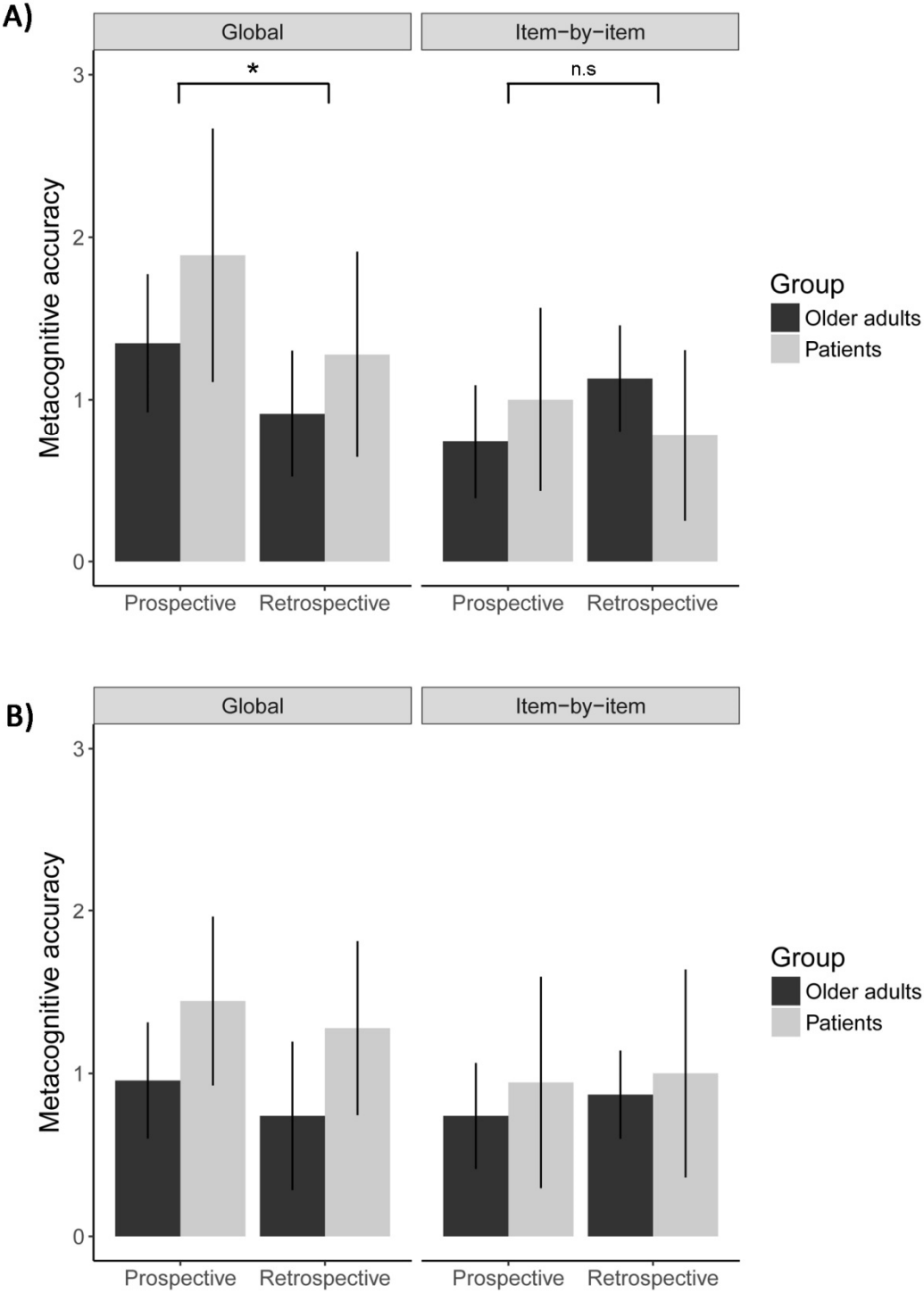
13 **Forward span.** We conducted linear regressions with, group, prediction time  
 14 (prospective vs retrospective), and judgement type (global vs item-by-item) as factors. These  
 15 analyses showed neither a significant effect of group,  $t(39) = 1.09$ ,  $p = .284$ ,  $d = 0.34$ , nor a  
 16 significant effect of prediction time,  $t(39) = 1.76$ ,  $p = .086$ ,  $d_z = 0.27$ . We did however, find a  
 17 main effect of judgement type,  $t(39) = 2.18$ ,  $p = .036$ ,  $d_z = 0.34$ . Global judgements were less  
 18 accurate than item-by-item judgments. There was also a significant interaction between  
 19 judgement type and judgement time,  $t(39) = 2.17$ ,  $p = .036$ ,  $d_z = 0.34$ . Retrospective  
 20 judgements are more accurate for global predictions,  $t(39) = 2.41$ ,  $p = .021$ ,  $d_z = 0.38$ , which  
 21 is not the case for item-by-item judgements,  $t(39) = -0.56$ ,  $p = .582$ ,  $d_z = -0.08$ . No other

## SHORT TERM MEMORY PREDICTION IN ALZHEIMER'S DISEASE

1 interaction was significant (all  $t(39) < 1.59$ , and all  $p > .05$ ). As there was no group  
2 difference, these results show that patients are as accurate as controls at predicting their short-  
3 term memory performance (Figure 2A).

4       **Backward span.** As for forward span task, we conducted linear regressions with,  
5 group, prediction time (prospective vs retrospective), and judgement type (global vs item-by-  
6 item) as factors. The analysis showed neither a significant effect of group,  $t(39) = 1.47$ ,  $p =$   
7  $.149$ ,  $d = 0.46$ , nor a significant effect of judgement time,  $t(39) = 0.51$ ,  $p = .614$ ,  $d_z = 0.08$ , nor  
8 a significant effect of judgement type,  $t(39) = 1.45$ ,  $p = .156$ ,  $d_z = 0.23$ . No interaction was  
9 significant (all  $t(39) < 1.23$ , and all  $p > .05$ ). For the backward span task, these results show  
10 that patients are as accurate as controls at predicting their performance (Figure 2B).

SHORT TERM MEMORY PREDICTION IN ALZHEIMER'S DISEASE



1  
 2 **Figure 2.** (A) Mean and confidence intervals for metacognitive accuracy according to  
 3 judgement type, judgement time, and group for the forward span task. (B) Mean and  
 4 confidence intervals for metacognitive accuracy according to judgement type, judgement  
 5 time, and group for the backward span task.

6  
 7

1 **Correlational analyses**

2 In order to examine the accuracy at the group level, we analyzed the correlations  
 3 between the metacognitive judgements and digit span tasks. In these analyses, individuals’  
 4 predictions are correlated with individuals’ performance, such that as a group, we can see if  
 5 those people with lower predictions actually have a worse performance (see Connor,  
 6 Dunlosky & Hertzog, 1997). **Table 2 shows that this relationship is always positive except**  
 7 **for the global prospective judgements in both tasks where correlations are not significant.**  
 8 **The same analysis can be carried out for each group individually, to compare these**  
 9 **correlations for AD patients and older adults. Table 3 and Table 4 show that this relationship**  
 10 **is overall positive between judgement and performance (although not always significant)**  
 11 **except for the global prospective judgements in the forward span where correlations**  
 12 **coefficients are near 0. Moreover, there was no difference in the magnitude of correlation**  
 13 **across AD patients and older adults (all  $z$  value  $< |1.96|$ ).**

14  
 15 **Table 2.** Bonferroni corrected correlations between metacognitive judgements and  
 16 performance for both forward digit span and backward digit span. As there are 4 correlations  
 17 per tasks the significance threshold is equal to  $0.05/4 = 0.013$ .

	Forward span	Backward span
Global prospective	$r = 0.06, p = .727$	$r = 0.30, p = .057$
Item-by-item prospective	$r = 0.66, p < .001$	$r = 0.45, p = .003$
Item-by-item retrospective	$r = 0.72, p < .001$	$r = 0.49, p = .001$
Global retrospective	$r = 0.47, p = .002$	$r = 0.43, p = .005$

18  
 19  
 20  
 21 **Table 3.** Bonferroni corrected correlations between metacognitive judgements and  
 22 performance for the forward digit span. As there are 4 correlations for each group the  
 23 significance threshold is equal to  $0.05/4 = 0.013$ .

24

	Forward span		
	AD patients	Older adults	z value
Global prospective	$r = -0.03, p = .914$	$r = 0.04, p = .854$	-0.21
Item-by-item prospective	<b><math>r = 0.60, p = .009</math></b>	<b><math>r = 0.56, p = .005</math></b>	0.18
Item-by-item retrospective	$r = 0.47, p = .049$	$r = 0.20, p = .362$	0.93
Global retrospective	<b><math>r = 0.77, p &lt; .001</math></b>	<b><math>r = 0.55, p = .007</math></b>	1.21

1  
2  
3  
4  
5  
6  
7

**Table 4.** Bonferroni corrected correlations between metacognitive judgements and performance for the backward digit span. As there are 4 correlations for each group the significance threshold is equal to  $0.05/4 = 0.013$ .

	Backward span		
	AD patients	Older adults	z value
Global prospective	$r = 0.26, p = .297$	$r = 0.37, p = .087$	-0.37
Item-by-item prospective	$r = 0.28, p = .256$	<b><math>r = 0.60, p = .003</math></b>	-1.22
Item-by-item retrospective	$r = 0.56, p = .015$	$r = 0.36, p = .098$	0.77
Global retrospective	$r = 0.17, p = .508$	<b><math>r = 0.65, p &lt; .001</math></b>	-1.82

8

9

## Discussion

10 Previous studies of metacognition in Alzheimer's disease have focused on long term  
11 memory. Here we investigated the awareness of short term memory and working memory.  
12 We replicated the documented deficits in both digit span forward and digit span backward in  
13 Alzheimer's disease (e.g. Morris & Baddeley, 1988). In addition, we showed that people with  
14 Alzheimer's disease are as accurate as controls at assessing this function, despite the deficit in  
15 performance. To consider the importance of this finding for our understanding of  
16 metacognition and anosognosia in Alzheimer's disease, we must consider how participants  
17 are able to make accurate judgements on these tasks.

18 Regarding item-by-item predictions, we propose that when given the digits to  
19 memorise, even in the 'dry-run' prediction phase, participants test themselves. People with

## SHORT TERM MEMORY PREDICTION IN ALZHEIMER'S DISEASE

1 Alzheimer's disease run through the digits presented, as do controls, and have access to  
2 whether or not they will be able to complete the task. Because there are no dual demands of  
3 performance and prediction, participants are able to directly report this information: in the  
4 here-and-now they can accurately gauge whether they can retain (or retain and manipulate, in  
5 the case of digits backward) the information. For retrospective judgements, where there is a  
6 preservation in Alzheimer's disease in long term memory (e.g., Gallo, Cramer, Wong, &  
7 Bennett, 2012; Moulin, James, Perfect, & Jones, 2003), patients are able to use correctly the  
8 feedback arising from this self-test to make accurate predictions.

9       Turning to global predictions, we found that for the forward span the first prediction is  
10 less accurate than the retrospective one and item-by-item judgements (for both patients and  
11 older adults). This effect is also typically observed in long term memory tasks for Alzheimer  
12 patients (e.g., Silva et al., 2017). Moreover, correlational analyses at the group level bring  
13 additional evidence to this. It has been shown in both Alzheimer's disease (Silva et al., 2017)  
14 and with older adults (Connor, Dunlosky, & Hertzog, 1997) very low correlations between  
15 initial global predictions and performance. This was not the case for later retrospective  
16 predictions. Thus, when they can experience the task, both older adults and Alzheimer's  
17 disease patients update their knowledge about the task and make accurate judgements.  
18 Although results are clear for the forward span task (i.e., significant difference and very low  
19 correlation,  $r = 0.06$ ), this is less the case for the backward digit span. We did not find a  
20 significant difference in terms of accuracy for this task, and correlational analyses showed no  
21 significant relationship between global prospective judgement and performance. However,  
22 this low correlation was not different from the other three (Fisher's  $z$ , all  $p > .05$ ). The  
23 backwards digit span data do not therefore follow exactly the pattern of overestimation and  
24 initial inaccuracy found in the Alzheimer's group on previous long term memory tasks and  
25 here in our own experiment. Critically, we find no evidence for any group differences in

## SHORT TERM MEMORY PREDICTION IN ALZHEIMER'S DISEASE

1 accuracy or magnitude of predictions on this task either. We might hypothesise in general  
2 that people anticipate the backwards digit span is a difficult task.

3         It is important to discuss the large variability for accuracy in patients. It is possible  
4 that more patients overestimate their performance (see supplementary results). We counted  
5 the number of participants who overestimated and indeed found that patients overestimate  
6 more than controls for the prospective global prediction. For the forward span, 33% of  
7 patients overestimate their performance compared to 17% for controls. The same is observed  
8 for backward span, 56% of patients overestimate their performance compared to 26% for  
9 controls.

10         Overall, patients and controls have the same judgement accuracy distributions (see  
11 supplementary results). This result has implications for metacognition and anosognosia more  
12 generally in Alzheimer's disease. Despite having a deficit in short-term and working  
13 memory, the patients with Alzheimer's are nonetheless able to reliably report their difficulties  
14 with this task: the magnitude of judgements is different from controls (although a trend for the  
15 backward span). This is in direct contrast with tasks which require memory retrieval. On  
16 (long term) episodic memory feeling of knowing tasks (e.g. Souchay et al., 2002), patients are  
17 unable to reliably gauge whether a previously studied word is available or not when tested by  
18 recognition. This is proposed to be due to the impoverished information available to the  
19 person with Alzheimer's disease: they cannot evaluate their memory accurately, because they  
20 cannot retrieve from memory enough pertinent information on which to base their judgement.  
21 In contrast, even for a relatively complex task, such as reversing and repeating a series of  
22 digits as tested here, in the here-and-now patients with Alzheimer's disease are aware of their  
23 difficulties.

24         Taken together, these results support the idea of a preservation of online monitoring in  
25 Alzheimer's disease. When they can test themselves or when they have already performed



## SHORT TERM MEMORY PREDICTION IN ALZHEIMER'S DISEASE

1 the task, both older adults and patients are able to use the performance feedback to adjust their  
2 metacognitive judgements. Naturally, this has major clinical implications. On-line, whilst  
3 struggling with a task, a patient with Alzheimer's disease will be aware of their difficulties,  
4 even if when asked later they are not aware of how difficult the task was, or indeed, when  
5 encountering the same task again, they will not beforehand know how difficult they will find  
6 it. It would be important to replicate the likely deficit for patients in initial global prediction  
7 and to add a second trial after a delay. If this impairment is also found for a second trial, this  
8 would be in line with the failure to transfer information from online evaluations into long-  
9 term representations (Morris & Mograbi, 2013). Interestingly, Stewart et al. (2010) show that  
10 whilst global judgements may be accurate for long term memory tasks, the accuracy that is  
11 acquired is forgotten as soon as one hour later. We add another task to the literature for which  
12 people with Alzheimer's can accurately gauge their performance. The impact of this work is  
13 that people with Alzheimer's are able to reflect upon their performance in a task which is  
14 critical for daily function: short term memory.

15 Anosognosia, however, is likely to remain a multifaceted construct, with varying  
16 causes and manifestations. Whilst it is clear memory mechanisms are pertinent to tasks which  
17 involve memory, different domains should be compared (Chapman, Colvin, Vuorre, et al.,  
18 2018) and the involvement of other process such as executive function (Scherling, Wilkins,  
19 Zakrezewski, et al., 2017) perspective taking (Serino & Riva, 2017) , and emotion (need to be  
20 examined in detail (Bertrand, Dourado, Laks, et al., 2016).

21

### 22 **Acknowledgments**

23 This work was supported by a research studentship given to Julie Bertrand, provided by the  
24 Region of Bourgogne (FABER), "Conscience et Mémoire dans la Maladie d'Alzheimer"

## SHORT TERM MEMORY PREDICTION IN ALZHEIMER'S DISEASE

1 awarded to Céline Souchay and Chris Moulin. Chris Moulin is supported by the Institut  
2 Universitaire de France.

3

### 4 **Conflict of interest**

5 The authors have no conflict of interest to report.

6

**References**

- 1  
2 Ansell, E. L., & Bucks, R. S. (2006). Mnemonic anosognosia in Alzheimer's disease: A test of  
3 Agnew and Morris (1998). *Neuropsychologia*, *44*(7), 1095-1102.
- 4 Bäckman, L., & Lipinska, B. (1993). Monitoring of general knowledge: Evidence for  
5 preservation in early Alzheimer's disease. *Neuropsychologia*, *31*(4), 335-345.
- 6 Barrett, A. M., Eslinger, P. J., Ballentine, N. H., & Heilman, K. M. (2005). Unawareness of  
7 cognitive deficit (cognitive anosognosia) in probable AD and control subjects.  
8 *Neurology*, *64*(4), 693-699.
- 9 Bertrand, E., Dourado, M. C., Laks, J., Morris, R. G., Landeira-Fernandez, J., & Mograbi, D.  
10 C. (2016). Mood-congruent recollection and anosognosia in Alzheimer's disease.  
11 *Cortex*, *84*, 55-62.
- 12 Bertrand, J. M., Moulin, C. J. A., & Souchay, C. (2017). Short-term memory predictions  
13 across the lifespan: monitoring span before and after conducting a task. *Memory*,  
14 *25*(5), 607-618.
- 15 Chapman, S., Colvin, L. E., Vuorre, M., Cocchini, G., Metcalfe, J., Huey, E. D., & Cosentino,  
16 S. (2018). Cross domain self-monitoring in anosognosia for memory loss in  
17 Alzheimer's disease. *Cortex*, *101*, 221-233.
- 18 Clare, L., Marková, I. S., Roth, I., & Morris, R. G. (2011). Awareness in Alzheimer's disease  
19 and associated dementias: theoretical framework and clinical implications. *Aging &*  
20 *mental health*, *15*(8), 936-944.
- 21 Cosentino, S., Zhu, C., Bertrand, E., Metcalfe, J., Janicki, S., & Cines, S. (2016). Examination  
22 of the metacognitive errors that contribute to anosognosia in Alzheimer's disease.  
23 *Cortex*, *84*, 101-110.

## SHORT TERM MEMORY PREDICTION IN ALZHEIMER'S DISEASE

- 1 Ernst, A., Moulin, C. J., Souchay, C., Mograbi, D. C., & Morris, R. (2016). Anosognosia and  
2 Metacognition in Alzheimer's disease: Insights from Experimental Psychology. *The*  
3 *Oxford handbook of metamemory, 1*, 456-79.
- 4 Flavell, D. M., Jamshidi, Y., Hawe, E., Pineda Torra, I., Taskinen, M. R., Frick, M. H., ... &  
5 Miller, G. (2002). Peroxisome proliferator-activated receptor  $\alpha$  gene variants influence  
6 progression of coronary atherosclerosis and risk of coronary artery disease.  
7 *Circulation, 105*(12), 1440-1445.
- 8 Flavell, J. H., Friedrichs, A. G., & Hoyt, J. D. (1970). Developmental changes in  
9 memorization processes. *Cognitive psychology, 1*(4), 324-340.
- 10 Folstein, M. F., Folstein, S. E., & McHugh, P. R. (1975). "Mini-mental state": a practical  
11 method for grading the cognitive state of patients for the clinician. *Journal of*  
12 *psychiatric research, 12*(3), 189-198.
- 13 Gallo, D. A., Cramer, S. J., Wong, J. T., & Bennett, D. A. (2012). Alzheimer's disease can  
14 spare local metacognition despite global anosognosia: Revisiting the confidence-  
15 accuracy relationship in episodic memory. *Neuropsychologia, 50*(9), 2356-2364.
- 16 Hester, R. L., Kinsella, G. J., & Ong, B. E. N. (2004). Effect of age on forward and backward  
17 span tasks. *Journal of the International Neuropsychological Society, 10*(4), 475-481.
- 18 Morris, R. G., & Baddeley, A. D. (1988). Primary and working memory functioning in  
19 Alzheimer-type dementia. *Journal of clinical and experimental*  
20 *neuropsychology, 10*(2), 279-296.
- 21 Morris, R. G., & Mograbi, D. C. (2013). Anosognosia, autobiographical memory and self  
22 knowledge in Alzheimer's disease. *Cortex, 49*(6), 1553-1565.
- 23 Moulin, C. J., James, N., Perfect, T. J., & Jones, R. W. (2003). Knowing what you cannot  
24 recognise: Further evidence for intact metacognition in Alzheimer's disease. *Aging,*  
25 *Neuropsychology, and Cognition, 10*(1), 74-82.

## SHORT TERM MEMORY PREDICTION IN ALZHEIMER'S DISEASE

- 1 Moulin, C. J., Perfect, T. J., & Jones, R. W. (2000a). Global predictions of memory in  
2 Alzheimer's disease: Evidence for preserved metamemory monitoring. *Aging,*  
3 *Neuropsychology, and Cognition*, 7(4), 230-244.
- 4 Moulin, C. J., Perfect, T. J., & Jones, R. W. (2000b). Evidence for intact memory monitoring  
5 in Alzheimer's disease: Metamemory sensitivity at encoding. *Neuropsychologia*,  
6 38(9), 1242-1250.
- 7 Moulin, C. J. A., Perfect, T. J., & Jones, R. W. (2000). The effects of repetition on allocation  
8 of study time and judgements of learning in Alzheimer's disease. *Neuropsychologia*,  
9 38(6), 748-756.
- 10 Murphy, M., Sanders, R., Gabriesheski, A., & Schmitt, F. (1981). Metamemory in the aged.  
11 *Journal of Gerontology*, 36(2), 185–193.
- 12 Scherling, C. S., Wilkins, S. E., Zakrezewski, J., Kramer, J. H., Miller, B. L., Weiner, M. W.,  
13 & Rosen, H. J. (2016). Decreased self-appraisal accuracy on cognitive tests of  
14 executive functioning is a predictor of decline in mild cognitive impairment. *Frontiers*  
15 *in aging neuroscience*, 8, 120.
- 16 Serino, S., & Riva, G. (2017). The proactive self in space: How egocentric and allocentric  
17 spatial impairments contribute to anosognosia in Alzheimer's Disease. *Journal of*  
18 *Alzheimer's Disease*, 55(3), 881-892.
- 19 Silva, A. R., Pinho, M. S., Macedo, L., Souchay, C., & Moulin, C. (2017). Mnemonic  
20 anosognosia in Alzheimer's disease is caused by a failure to transfer online  
21 evaluations of performance: Evidence from memory training programs. *Journal of*  
22 *clinical and experimental neuropsychology*, 39(5), 419-433.
- 23 Stewart, G., McGeown, W. J., Shanks, M. F., & Venneri, A. (2010). Anosognosia for memory  
24 impairment in Alzheimer's disease. *Acta Neuropsychiatrica*, 22(4), 180-187
- 25 Souchay, C. (2007). Metamemory in Alzheimer's disease. *Cortex*, 43(7), 987-1003.

## SHORT TERM MEMORY PREDICTION IN ALZHEIMER'S DISEASE

1 Souchay, C., Isingrini, M., & Gil, R. (2002). Alzheimer's disease and feeling-of-knowing in  
2 episodic memory. *Neuropsychologia*, 40(13), 2386-2396.

3 Souchay, C., Isingrini, M., & Gil, R. (2002). Alzheimer's disease and feeling-of-knowing in  
4 episodic memory. *Neuropsychologia*, 40(13), 2386-2396.

5 Sunderaraman, P., & Cosentino, S. (2017). Integrating the constructs of anosognosia and  
6 metacognition: a review of recent findings in dementia. *Current neurology and*  
7 *neuroscience reports*, 17(3), 17-27.

8

9

10

11

12

13

14

15

16

17

18

19

1 **Supplementary results**

2 To explore more deeply the accuracy of metacognitive judgements in both patients and  
 3 older adults we calculated the signed difference between judgements and performance. For  
 4 all judgements we then plotted the number of patients and older adults according to the signed  
 5 accuracy score (Figure 3). We computed Chi<sup>2</sup> to compare distributions of accuracy in both  
 6 group. These analyses revealed no difference for the forward span task,  $X^2 = 56.83$ ,  $p = .179$ ,  
 7 and the backward span task,  $X^2 = 41.25$ ,  $p = .251$ .

8 Using the signed difference between judgements and performance for global  
 9 prospective judgement only, we classified both patients and older adults in 3 categories:  
 10 accurate (when accuracy was equal to 0), underestimators (when accuracy was negative), and  
 11 overestimators (when accuracy was positive). Table 2 and 3 show the frequency of each  
 12 category for patients and controls.

13

14 **Table 2.** Frequency of overestimators, accurate estimators, and underestimators for patients  
 15 and older adults for the forward span task.

	Underestimators	Accurate	Overestimators
Older adults	0.61	0.22	0.17
Patients	0.44	0.22	0.33

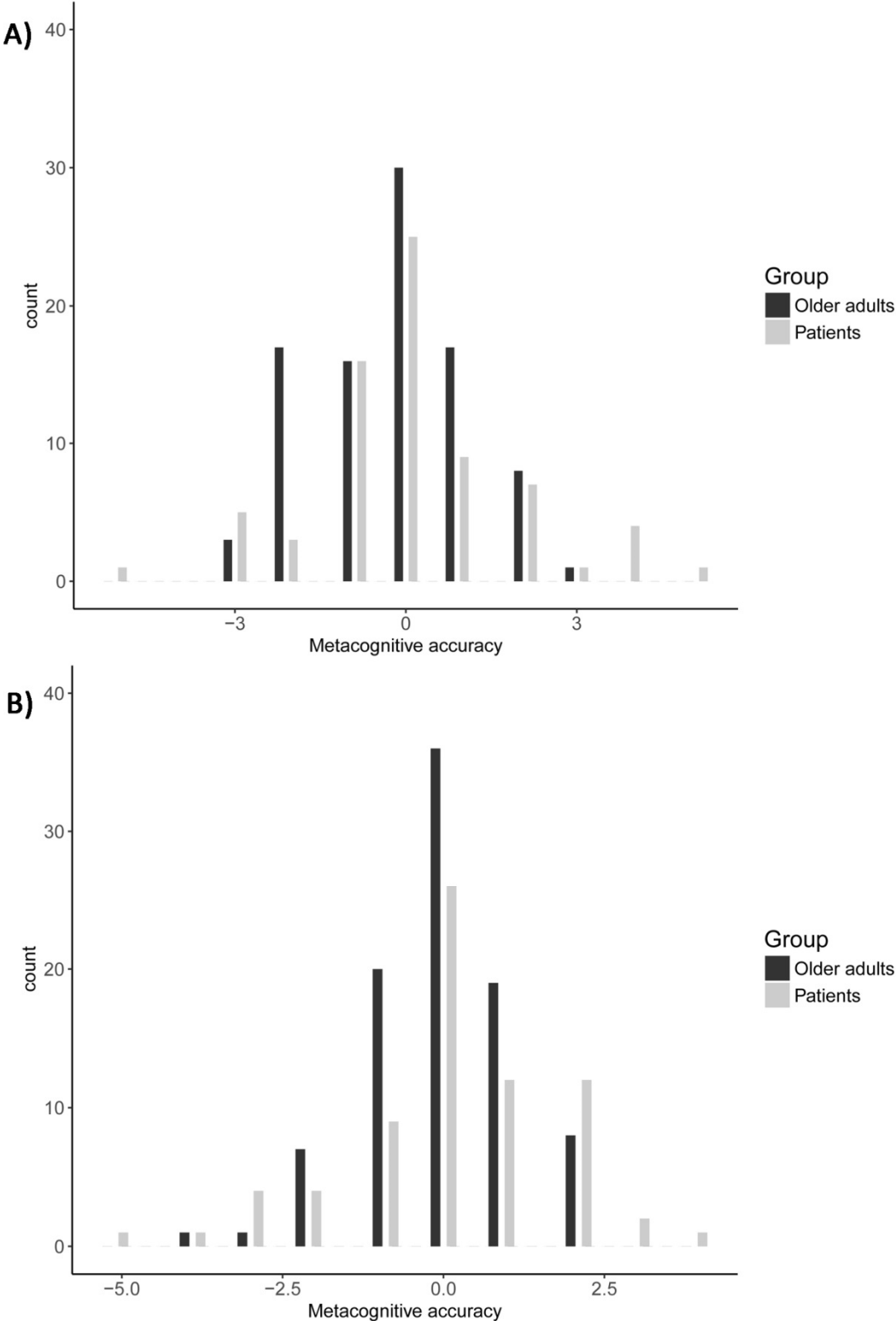
16

17 **Table 3.** Frequency of overestimators, accurate estimators, and underestimators for patients  
 18 and older adults for the backward span task.

	Underestimators	Accurate	Overestimators
Older adults	0.43	0.30	0.26
Patients	0.27	0.17	0.59

19

SHORT TERM MEMORY PREDICTION IN ALZHEIMER'S DISEASE



1  
 2 **Figure 3.** (A) Distribution of metacognitive accuracy for all judgements for patients and  
 3 older adults for the forward span task. (B) Distribution of metacognitive accuracy for all  
 4 judgements for patients and older adults for the backward span task.  
 5



## SHORT TERM MEMORY PREDICTION IN ALZHEIMER'S DISEASE

1           Finally, we focus here on analyses regarding accuracy of judgement we outliers  
2 exclusion. We chose to report them here as the excluded participants are two patients (i.e.,  
3 one for forward span and one for backward span). We understand that excluded patients  
4 might be tricky in a sense that they might have a non-normal behaviour by definition. These  
5 outliers were excluded because they had a gap in Cook's distance more than three and a  
6 Studentized Deleted Residuals  $< |4|$ .

7           **Forward span.** Analyses showed neither a significant effect of group,  $t(38) = 0.98$ ,  $p$   
8  $= .335$ ,  $d = 0.31$ . We did however, find a non-significant trend main effect of judgement type,  
9  $t(38) = 1.96$ ,  $p = .058$ ,  $d_z = 0.31$ , and a main effect of judgements time,  $t(38) = 2.62$ ,  $p = .012$ ,  
10  $d_z = 0.41$ . Prospective judgements were less accurate than retrospective judgements. There  
11 was also a significant interaction between judgement type and judgement time,  $t(38) = 3.42$ ,  $p$   
12  $= .002$ ,  $d_z = 0.54$ . Retrospective judgements are more accurate for global predictions,  $t(38) =$   
13  $4.16$ ,  $p < .001$ ,  $d_z = 0.66$ , which is not the case for item-by-item judgements,  $t(38) = -0.69$ ,  $p =$   
14  $.494$ ,  $d_z = -0.11$ . We also find a significant interaction between judgement time and group,  
15  $t(38) = -2.42$ ,  $p = .020$ ,  $d = -0.77$ . However, when we observed simple main effects, we just  
16 find a trend for a less accurate prospective judgements for patients,  $t(38) = -1.88$ ,  $p = .068$ ,  $d =$   
17  $0.60$ , and no difference for retrospective judgements,  $t(38) = 0.41$ ,  $p = .688$ ,  $d = 0.13$ . No  
18 other interaction was significant (all  $t(38) < 1.01$ , and all  $p > .05$ ).

19           **Backward span.** As for forward span task, we conducted linear regressions with,  
20 group, prediction time (prospective vs retrospective), and judgement type (global vs item-by-  
21 item) as factors. The analysis showed neither a significant effect of group,  $t(38) = 1.47$ ,  $p =$   
22  $.149$ ,  $d = 0.47$ ,  $d_z = 0.01$ , nor a significant effect of judgement time,  $t(38) = 0.09$ ,  $p = .929$ , nor  
23 a significant effect of judgement type,  $t(38) = 1.14$ ,  $p = .261$ ,  $d_z = 0.18$ . No interaction was  
24 significant (all  $t(38) < 0.84$ , and all  $p > .05$ ).