

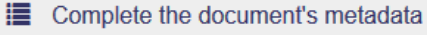

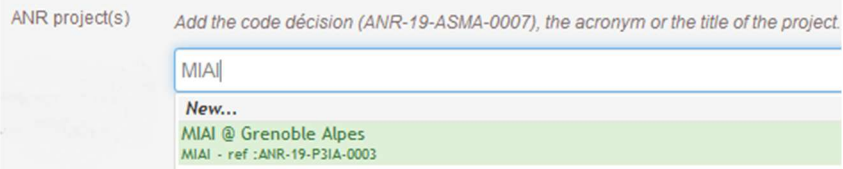

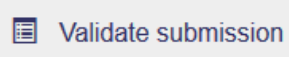


How to deposit your publications ?

Go to HAL UGA http://hal.univ-grenoble-alpes.fr/ or HAL https://hal.archives-ouvertes.fr/	
Connect yourself	
Click on Submit	
Load metadatas	<ul style="list-style-type: none"> From the PDF file <ul style="list-style-type: none"> Use Author Accepted Manuscript or preprint (see below Law for a Digital Republic) From a DOI
Associate your publication to the MIAI project	<ul style="list-style-type: none"> Click on  See the detailed view  Fill the ANR Project field with MIAI  Select the green item MIAI
Complete the coauthors informations and affiliations	<ul style="list-style-type: none"> Click on  Complete all the authors Preferably use green or yellow items for the authors' affiliations
Validate your deposit	 <p>Deposit with PDF file :</p> <ul style="list-style-type: none"> After checking and acceptation of the CCSD, your document will be available in HAL UGA portal, ANR portal, MIAI collection and your laboratory collection. It may take a few days.
Need for any help : hal.support@univ-grenoble-alpes.fr	

« Law for a Digital Republic” (Loi pour une République Numérique, art. 30) :

The authors have the right, with the consent of any coauthors, to deposit the resulting research, in the form of the **manuscript accepted** by a publisher, into an open archive in a digital form. Whatever the contract with a publisher might say, the author can deposit the accepted manuscript of their work into HAL as soon as it has been published with an embargo of no more than **6 months for the sciences, technology, and medicine**, and no more than **12 months for human sciences**.

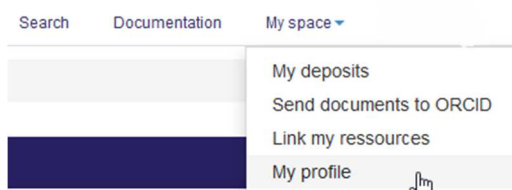
You are affected if :

- your research is **funded at least 50%** by the aforementioned sources (ANR project)
- you publish your results in a review which is released at least once per year

If you wish to add a file to an existed reference in HAL. Sign into your HAL account. Ask for the property on this reference to the contributor.

Tip : Simplify your deposits, set up your account

- Connect to your profile :



- Go to **My submissions preferences** :

My submissions preferences

The chosen information will be the default choices for your submission.

Submission form Only the required metadata appear on the simple view. You can always navigate between the 2 views during your submission.

Simple view Detailed view

Domains [Display the list of domains](#)

Add me as author Should we add you automatically as author to your new submissions?

Yes No

Affiliation(s) Please enter the name or acronym of your laboratory and select it in the list.

- Select « **detailed view** »
- Define your **domain(s)**
- Add yourself as an **author**
- Enter the name of your **laboratory**

The deposit form will be automatically filled in with all these informations. You'll be able to modify if necessary.