
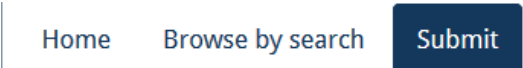
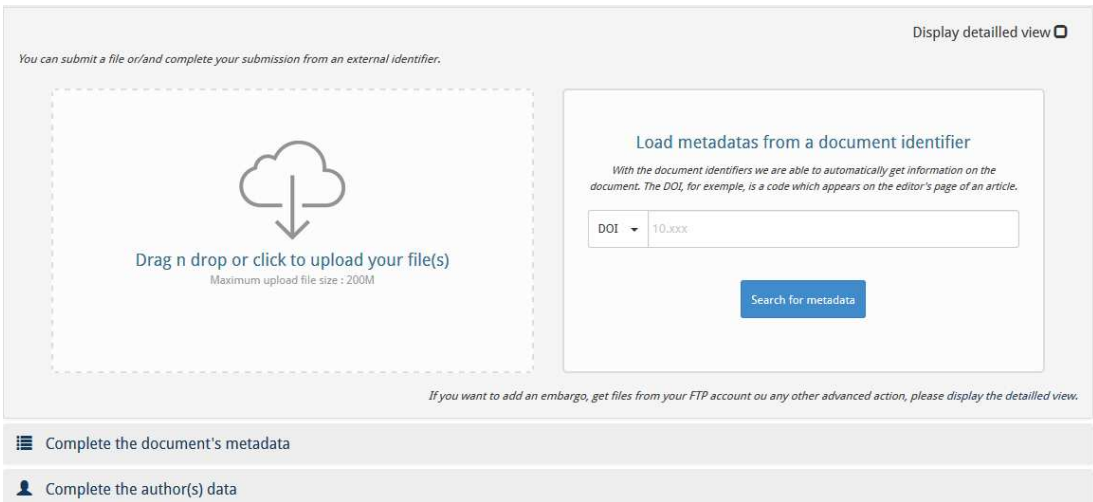

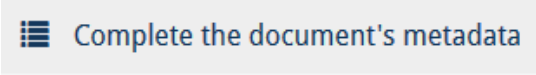

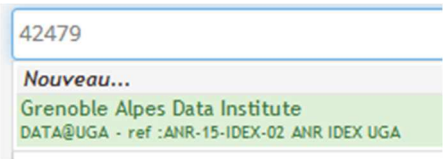
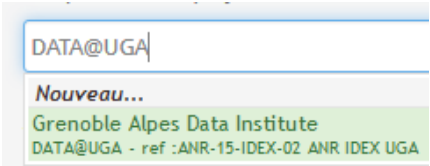

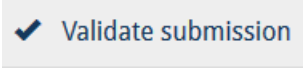


# How to deposit ?

Before starting :

- ✓ Deposits should be made with the prior **consent of co-authors**
- ✓ **French Digital Bill** (art 30) : It applies to all scientific writing resulting from a research activity financed at least half from public funds and published in a journal published at least once a year : the **embargo period may not exceed 6 months for an article in STM** and 12 months for an article in HSS

Connecting HAL UGA <a href="http://hal.univ-grenoble-alpes.fr/">http://hal.univ-grenoble-alpes.fr/</a>	
Sign in	
Open the deposit form	
HAL retrieves the metadata to complete the filing from	<ul style="list-style-type: none"> <li>• the pdf file</li> <li>• the DOI</li> </ul>
 <p>The screenshot shows the HAL deposit form. On the left, there is a dashed box for file upload with the text "Drag n drop or click to upload your file(s)" and "Maximum upload file size : 200M". On the right, there is a section titled "Load metadatas from a document identifier" with a text input field for a DOI (containing "10.1000") and a "Search for metadata" button. Below the main form, there are two expandable sections: "Complete the document's metadata" and "Complete the author(s) data".</p>	
After the extracting process, a page lists the retrieved metadata	 <p>The notification box titled "Loading finished" contains the following information:         <ul style="list-style-type: none"> <li>✓ The type of your document is 'Journal articles'.</li> <li>✓ Metadatas were extracted from your file: article.pdf</li> <li>✓ Your submission was completed from the DOI we found : 10.1007/BF03174768</li> </ul> </p>

How to complete metadatas ?	 <p>The required metadatas for a deposit are marked with an asterisk</p>
Associate your publication with the CDP-DATA project	 <p>Click the detailed view in the “Complete the document’s metadata” section.</p>
Inform correctly the field ANR project (s)	<p>ANR project(s) <small>Add one or multiple ANR projects this work is related to</small></p> <p>• with the <b>ID 42479</b> (the best way)</p>  <p>• you can write the title or the acronym <b>DATA@UGA</b> (attention ! possible errors or confusions : always choose the green item in the proposed list)</p> 
Complete the co-author’s affiliation	
Viewing the citation before saving	 <p>If the deposit is complete, the citation is displayed</p> <p>Check the conditions to register your deposit</p>

The references of the CDP Grenoble Alpes Data Institute project :

ind	titre	acronyme	reference
42479	Grenoble Alpes Data Institute	DATA@UGA	ANR-15-IDEX-02